



POWERED BY:
PREMIER
premier.partners

An interpretation of:
**Grande Arche De la Défense, J. Otto von Spreckelsen,
PARIS (France), 1989**

POWERED BY:
PREMIER
premier.partners



SKIRTING BOARDS

SKIRTING
BOARDS



PROSKIRTING CHANNEL is the new innovative skirting designed with an integrated system for plasterboard walls, and devised to create a skirting flush to the wall with decorative inner grooves for a modern and contemporary touch.

PROSKIRTING CHANNEL

ANODIZED, BRUSHED, VARNISHED ALUMINIUM



SUPPORT/ PERFORATED BASE - ANODIZED SILVER ALUM.
thermo packed - bar length 2 lm - pack. 20 Pcs - 40 lm

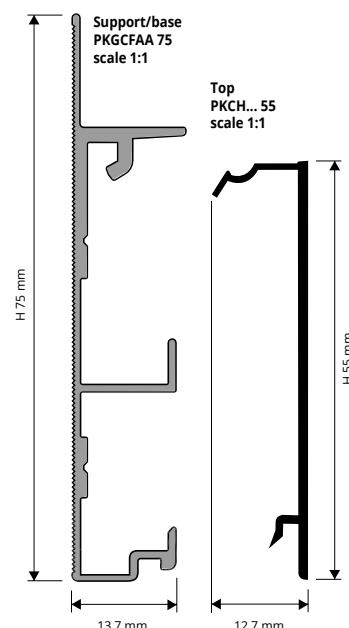
Article	H mm	€/lm	€/Pc
PKGCFAA 75	75	10,57	21,14

ORDER THE SUPPORT AND THE TOP YOU WISH

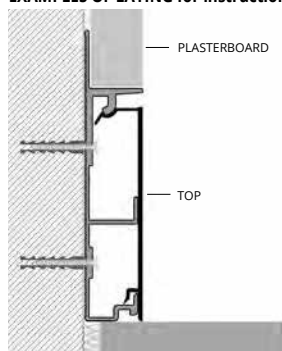
VISIBLE TOP - ANODIZED, BRUSHED, WHITE VARNISHED ALUM.
thermo packed bar length 2 lm - pack. 20 Pcs - 40 lm

Article	H mm	€/lm	€/Pc
PKCHAA 55	55	10,26	20,52
PKCHBS 55	55	12,13	24,26
PKCHA 55-01	55	12,13	24,26

On demand may be realised in other finishes of the colour chart.
Contact our customer service for minimum quantity, timing and price.



EXAMPLES OF LAYING for instructions see the product below



EXTERNAL /INTERNAL CORNER - ANODIZED, BRUSHED, WHITE VARNISHED ALUM. - pack. 5 Pcs

Article	H mm	€/Pack
REPKCHAA 55/5	55	50,71
REPKCHBS 55/5	55	59,47
REPKCHA 55-01/5	55	59,47

END CAPS - ANODIZED, BRUSHED, WHITE VARNISHED ALUM. - pack. 10 Pcs

Article	H mm	€/Pack
TPKCHAA 55/10	60	83,92
TPKCHBS 55/10	60	100,82
TPKCHA 55-01/10	60	100,82



COLOURS

AA - Anodized silver aluminium	BS - Brushed silver aluminium	01 - White varnished alum. (9016)
--------------------------------	-------------------------------	-----------------------------------

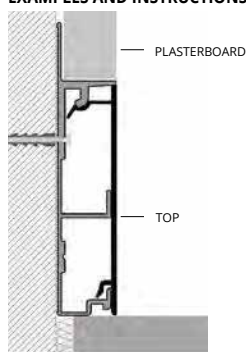
PROSKIRTING FLAT is the new innovative skirting designed with an integrated system for plasterboard walls, and devised to create a skirting flush to the wall for a modern and contemporary touch.

PROSKIRTING FLAT

ANODIZED, BRUSHED, VARNISHED ALUMINIUM



EXAMPLES AND INSTRUCTIONS FOR LAYING METHODS



1. Fix the substrate/perforated base to the wall before laying the plasterboard, calculating all the heights and distances. 2. Lay the plasterboard aligning the lower part flush to the "PROSKIRTING CHANNEL" and/or FLAT. 3. Plaster and carry out the surface finishing on the plasterboard. 4. Choose the required Top "PROSKIRTING CHANNEL" and/or FLAT finish, cut and lay the profile fitting the lower part and then the upper part by pressing gently. **IMPORTANT:** Pay attention to the external edges of the aluminium Proskirting. They must be protected against agents such as adhesives and sealants and against grinding or scraping actions.

SUPPORT/ PERFORATED BASE - ANODIZED SILVER ALUM.
thermo packed - bar length 2 lm - pack. 20 Pcs - 40 lm

Article	H mm	€/lm	€/Pc
PKGCFAA 75	75	10,57	21,14

ORDER THE SUPPORT AND THE TOP YOU WISH

VISIBLE TOP - ANODIZED, BRUSHED, WHITE VARNISHED ALUM.
thermo packed - bar length 2 lm - pack. 20 Pcs - 40 lm

Article	H mm	€/lm	€/Pc
PKFLAA 60	60	10,26	20,52
PKFLBS 60	60	12,13	24,26
PKFLA 60-01	60	12,13	24,26

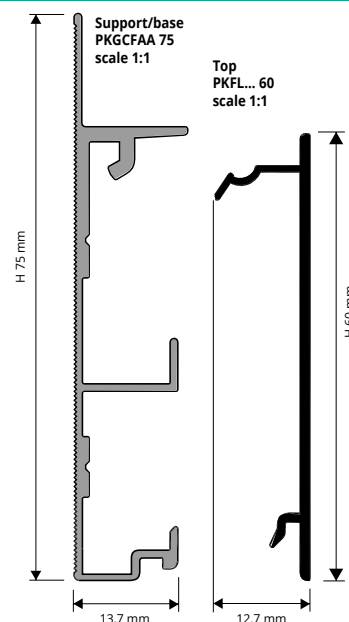
On demand may be realised in other finishes of the colour chart.
Contact our customer service for minimum quantity, timing and price.

EXTERNAL / INTERNAL CORNER - ANODIZED, BRUSHED, WHITE VARNISHED ALUM. - pack. 5 Pcs

Article	H mm	€/Pack
REPKFLAA 60/5	60	50,71
REPKFLBS 60/5	60	59,47
REPKFLA 60-01/5	60	59,47

END CAPS - ANODIZED, BRUSHED, WHITE VARNISHED ALUM. - pack. 10 Pcs

Article	H mm	€/Pack
TPKCHAA 55/10	60	83,92
TPKCHBS 55/10	60	100,82
TPKCHA 55-01/10	60	100,82



COLOURS

AA - Anodized silver aluminium	BS - Brushed silver aluminium	01 - White varnished alum. (9016)
--------------------------------	-------------------------------	-----------------------------------

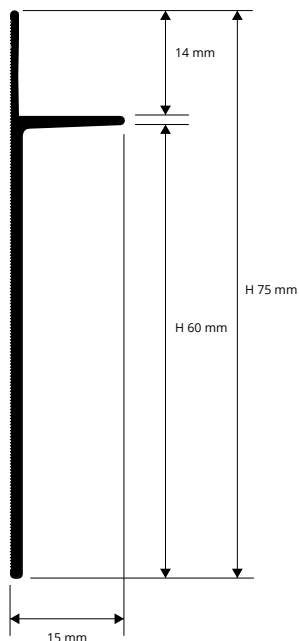
SKIRTING
BOARDS

PROSKIRTING INS

ANODIZED SILVER ALUMINIUM

PROSKIRTING INS is the new innovative skirting designed with an integrated system for plasterboard walls, and devised to create a recessed skirting for a modern and minimalist design in line with the latest trends.

PKINSAA 60
scale 1:1




ANODIZED SILVER ALUMINIUM thermo packed
bar length 2 lm - pack: 30 Pcs - 60 lm

Article	H x L mm	€/lm	€/Pc
PKINSAA 60	60 X 15	11,32	22,64

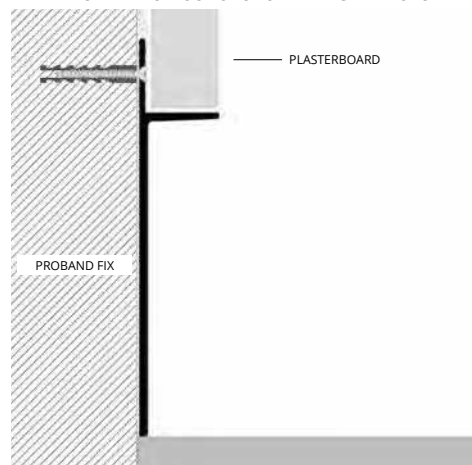
ON DEMAND MAY BE REALISED IN OTHER FINISHES OF THE COLOUR CHART.
CONTACT OUR CUSTOMER SERVICE FOR MINIMUM QUANTITY (MINIMUM QUANTITY ORDER OF 500 LM), TIMING AND PRICE.

COLOURS



AA - Anodized silver alum.

EXAMPLES AND INSTRUCTIONS FOR LAYING METHODS



1. Fix "PROSKIRTING INS" using screws (concealed part) and glue/silicone (exposed side), before laying the plasterboard, calculating all the heights and distance. 2. Lay the plasterboard aligning the lower part flush to the "PROSKIRTING INS". 3. Plaster and carry out the surface finishing on the plasterboard.

USE PROBAND FIX FOR FIXING THE PROFILE TO THE WALL

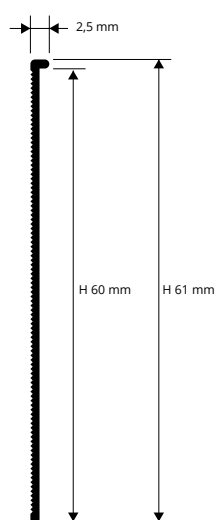


PROSKIRTING LINE

ANODIZED SILVER ALUMINIUM

PROSKIRTING LINE in the innovative skirting suitable for smoothed lime, marmorino, stucco, and Venetian coats on civil plaster or plasterboard.

PKLIAA 60
scale 1:1




ANODIZED SILVER ALUMINIUM thermo packed
bar length 2 lm - pack: 40 Pcs - 80 lm

Article	H x L mm	€/lm	€/Pc
PKLIAA 60	61 x 2,5	9,83	19,66

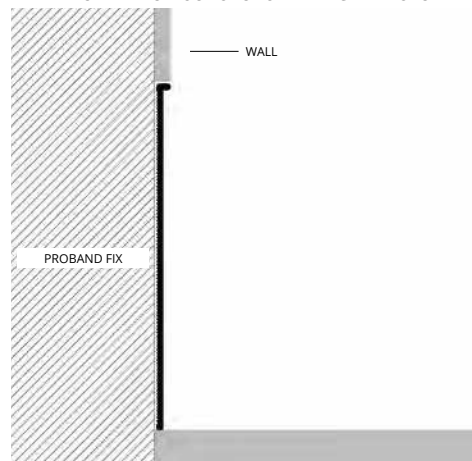
ON DEMAND MAY BE REALISED IN OTHER FINISHES OF THE COLOUR CHART.
CONTACT OUR CUSTOMER SERVICE FOR MINIMUM QUANTITY (MINIMUM QUANTITY ORDER OF 500 LM), TIMING AND PRICE.

COLOURS



AA - Anodized silver alum.

EXAMPLES AND INSTRUCTIONS FOR LAYING METHODS



1. Fix the "PROSKIRTING LINE" using glue/silicone (exposed side), before making the required coat, calculating all the heights and distances. 2. Carry out the surface finishing aligning the lower part flush to the "PROSKIRTING LINE".

USE PROBAND FIX FOR FIXING THE PROFILE TO THE WALL



PROSKIRTING ISP is a joint, inspectional "cable duct" baseboard in aluminium, conceived and designed to hide and protect the passage of electric cables, the ones for computer, telephones and other plants as well, allowing an easy and quick access. The supports that are to be fixed on the wall consent accommodate different utility wires/cables as well. Aesthetically pleasant, it is recommended for various public and private environments: offices, schools, residences, commercial centers etc. Available in silver anodized aluminium (H: 100 mm) and in polished titanium and brushed titanium aluminium (H: 70 mm). In order to facilitate and to perfect the laying process, internal and external angles, plugs and junctions are recommended.

PROSKIRTING ISP

SILVER ANODIZED ALUMINIUM, TITANIUM
POLISHED AND BRUSHED ALUM. (H:70 MM)

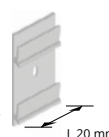


SKIRTING ANODIZED SILVER ALUMINIUM thermo packed - bar length 2 lm - pack. 25 Pcs - 50 lm

Article	H mm	€/lm	€/Pc
PKISPAA 70	70	10,14	20,28
PKISPAA 100	100	14,68	29,36

PUNCHED SUPPORT support length 2 cm - pack. 10 Pcs

Article	H mm	€/Pack.
PKGS 55	55	3,38



ARTICLES NOT FOR SALE SINGLY

On demand may be realised in other finishes of the colour chart.
Contact our customer service for minimum quantity, timing and price.

SKIRTING POLISHED TITANIUM ALUMINIUM thermo packed - bar length 2 lm - pack. 25 Pcs - 50 lm

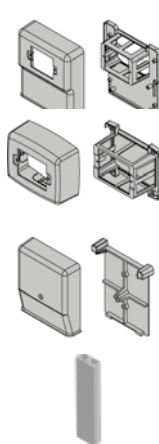
Article	H mm	€/lm	€/Pc
PKISPT 70	70	14,24	28,48

SKIRTING POLISHED BRUSHED TITANIUM ALUMINIUM thermo packed - bar length 2 lm - pack. 25 Pcs - 50 lm

Article	H mm	€/lm	€/Pc
PKISPTS 70	70	18,91	37,82

UPON REQUEST AVAILABLE IN H 100mm (MINIMUM QUANTITY 200 lm)
Skirtings in polished brushed titanium aluminium match with
capsules and joints in varnished PVC with polished titanium
aluminium effect (see below).

COLOURS



POWER SUPPLY BOX SOCKET with FASTENING BASIS

Article	€/Pc
SPA 1820	17,77

SWITCH BOX with BOX BASIS

Article	€/Pc
SI 1410	14,99

JUNCTION BOX with FASTENING BASIS

Article	€/Pc
SD 1210	13,32

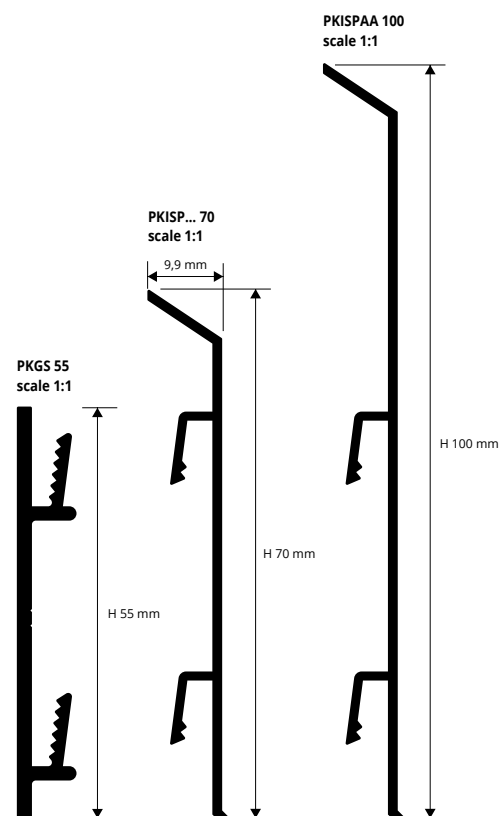
VERTICAL CABLE DUCT PROFILE bar length 2,7 lm

Article	€/lm
PSPV	10,00

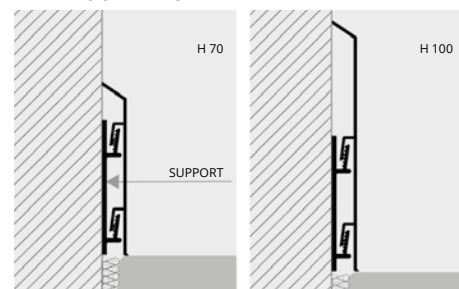
It matches with CSPPK 80. Pag. 197.

LAYING INSTRUCTIONS

1. Choose "PROSKIRTING ISP" in the desired finish and height. 2. Fix the punched support to the wall with screws every 50 cm. 3. If expected, laying the low-voltage electric cables like web, computer, telephone and satellite TV. 4. Attach the profile to the support applying low pressure.



EXAMPLES OF LAYING



CORNERS, END CAPS and JOINTS

VARNISHED PLASTIC (finishes anodized silver, polished titanium)

IN/EXTERNAL CORNER - VARNISHED PLASTIC anod. silver - pack. 5 Pcs

Article	H mm	€/Pack.
PKIAGI .../5	70/100	19,45
PKIAGE .../5	70/100	19,45

JOINTS - VARNISHED PLASTIC anod. silver - pack. 10 Pcs

Article	H mm	€/Pack.
PKIGIN .../10	70 / 100	38,88

END CAPS R / L - VARNISHED PLASTIC ANODIZED silver pack. 10 Pcs (5 right and 5 left)

Article	H mm	€/Pack.
PKITDSAA .../5	70 / 100	38,88

IN/EXTERNAL CORNER - VARNISHED PLASTIC polished titanium - pack. 5 Pcs

Article	H mm	€/Pack.
PKIAGIBT 70/5	70	30,67
PKIAGEBT 70/5	70	30,67

JOINTS - VARNISHED PLASTIC polished titanium - pack. 10 Pcs

Article	H mm	€/Pack.
PKIGINBT 70/10	70	61,34

END CAPS R / L - VARNISHED PLASTIC poli. titanium - pack. 10 Pcs (5 right and 5 left)

Article	H mm	€/Pack.
PKITDSBT 70/5	70	61,34

Available on demand aluminium prewelded internal and external
flush corners. Price to be agreed. Production delay 4/5 weeks.



PKIAGE.. 70 / 100
external corner



PKIAGI.. 70 / 100
internal corner



PKIGIN.. 70 / 100
joint



PKITDS.. 70 / 100/5
end caps

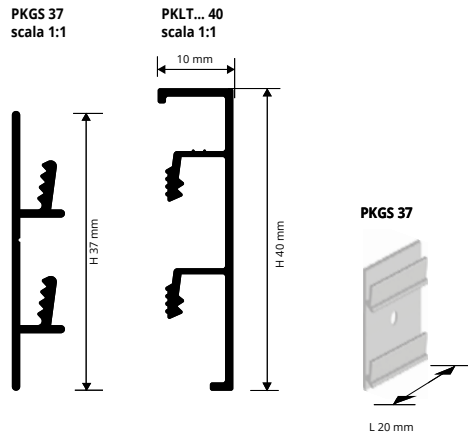
* = Production on demand with minimum quantity of 100 Pcs. Production delay 4/5 weeks. Price to be agreed

Prices are referred to whole packs, 10% increase for minimum orders of 10 Pcs, 20% increase for orders of less than 10 Pcs.

PROSKIRTING LIST 40

ANODISED, BRUSHED, VARNISHED ALUMINIUM

PROSKIRTING LIST is a skirting/baseboard profile in different finishes anodized, polished, brushed, varnished aluminium, 40 mm high and 10 mm wide which can be fixed directly to the wall with adhesive (PKLT .. 40A non-inspectable version) or with aluminum supports (inspectable version PKLT .. 40). The aluminum supports, 20 mm long, are fixed with plugs to the wall, every about 50 cm. PROSKIRTING LIST 40 in aluminum is suitable in any indoor environment.



LAYING EXAMPLE



LAYING INSTRUCTIONS

1. Choose "PROSKIRTING LIST" in the desired finish and height. 2. Fix the punched support to the wall with screws every 50 cm. 3. If expected, laying the low-voltage electric cables like web, computer, telephone and satellite TV. 4. Attach the profile to the support applying low pressure.



PROSKIRTING LIST 40 - ANODISED SILVER ALUMINIUM thermo packed - bar lenght 2 ml - pack. 20 PCS - 40 ml

Article	H mm	€/ml	€/Pcs
PKLTAA 40	40	9,06	18,12
PKLTAA 40A	40	11,77	23,54

"A" at the end of the product code = Item with adhesive

PROSKIRTING LIST 40 - VARNISHED ALUMINIUM WHITE thermo packed - bar lenght 2 ml - pack. 20 PCS - 40 ml

Article	H mm	€/ml	€/Pcs
PKLTA 40-01	40	10,74	21,48
PKLTA 40-01A	40	14,01	28,02

"A" at the end of the product code = Item with adhesive

COLOURS

01 - Aluminium varnished white	AA - Anodised silver aluminium	BS - Brushed silver aluminium



PROSKIRTING LIST 40 - BRUSHED SILVER ALUMINIUM thermo packed - bar lenght 2 ml - pack. 20 PCS - 40 ml

Article	H mm	€/ml	€/Pcs
PKLTBS 40	40	10,74	21,48
PKLTBS 40A	40	14,01	28,01

"A" at the end of the product code = Item with adhesive

PUNCHED SUPPORT - Natural aluminium - bar lenght 2 cm - pack. 10 PCS

Article	H mm	€/pack.
PKGS 37	37	3,38

COLOURS ON DEMAND 100 PCS / 200 LM

010 - Varnished aluminium matt white	BT - Polished titanium aluminium	TS - Brushed titanium aluminium
RS - Brushed copper aluminium		

INTERNAL and EXTERNAL CORNERS, END CAPS

ANODISED, BRUSHED AND VARNISHED ALUMINIUM

Internal / external corners
REPCLT... 40



End caps
TPKLT... 40



INTERNAL / EXTERNAL CORNER - ANODISED SILVER ALUMINIUM
pack. 5 PCS

Article	H mm	€/Pack
REPCLTAA 40/5	40	39,25

INTERNAL / EXTERNAL CORNER - BRUSHED SILVER ALUMINIUM
pack. 5 PCS

Article	H mm	€/Pack
REPCLTBS 40/5	40	47,09

INTERNAL / EXTERNAL CORNER - VARNISHED ALUMINIUM WHITE
pack. 5 PCS

Article	H mm	€/Pack
REPCLTA 40-01/5	40	47,09

END CAPS - ALL. ANODISED SILVER ALUMINIUM
pack. 4/10 PCS

Article	H mm	€/Pack 4 Pcs	€/Pack 10 Pcs
TPKLTAA 40/...	40	26,38	62,79

END CAPS - BRUSHED SILVER ALUMINIUM
pack. 4/10 PCS

Article	H mm	€/Pack 4 Pcs	€/Pack 10 Pcs
TPKLTBS 40/...	40	31,70	75,47

END CAPS - VARNISHED ALUMINIUM WHITE
pack. 4/10 PCS

Article	H mm	€/Pack 4 Pcs	€/Pack 10 Pcs
TPKLTAA 40-01/...	40	31,70	75,47

Choose the desired packaging.
E.g.: TPKLTA... 40/4 (pack. 4 Pcs)
TPKLTAA... 40/10 (pack. 10 Pcs)



PROSKIRTING LIST is a skirting/baseboard profile in different finishes anodized, polished, brushed, varnished aluminium, 80 mm high and 10 mm wide which can be fixed directly to the wall with adhesive (PKLT .. 80A non-inspectable version) or with aluminum supports (inspectable version PKLT .. 80). The aluminum supports, 20 mm long, are fixed with plugs to the wall, every about 50 cm. PROSKIRTING LIST 80 in aluminum is suitable in any indoor environment.

PROSKIRTING LIST 80

ANODISED, BRUSHED, VARNISHED ALUMINIUM



PROSKIRTING LIST 80 - ANODISED SILVER ALUMINIUM thermo packed - bar lenght 2 ml - pack. 20 PCS - 40 ml

Article	H mm	€/ml	€/Pcs
PKLTAA 80	80	13,22	26,44
PKLTAA 80A	80	17,21	34,42

"A" at the end of the product code = Item with adhesive

PROSKIRTING LIST 80 - VARNISHED ALUMINIUM WHITE thermo packed - bar lenght 2 ml - pack. 20 PCS - 40 ml

Article	H mm	€/ml	€/Pcs
PKLTA 80-01	80	15,63	31,26
PKLTA 80-01A	80	20,29	40,58

"A" at the end of the product code = Item with adhesive

COLOURS

01 - Aluminium varnished white	AA - Anodised silver aluminium	BS - Brushed silver aluminium

COLOURS ON DEMAND 100 PCS / 200 LM

010 - Varnished aluminium matt white	BT - Polished titanium aluminium	TS - Brushed titanium aluminium	RS - Brushed copper aluminium

PROSKIRTING LIST 80 - BRUSHED SILVER ALUMINIUM thermo packed - bar lenght 2 ml - pack. 20 PCS - 40 ml

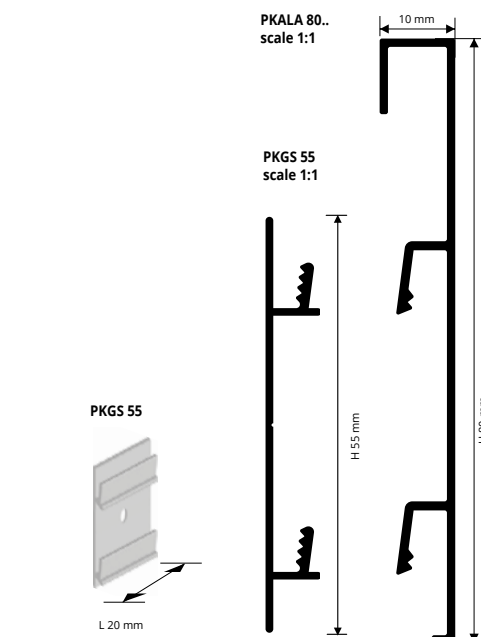

Article	H mm	€/ml	€/Pcs
PKLTBS 80	80	15,63	31,26
PKLTBS 80A	80	20,29	40,58

"A" at the end of the product code = Item with adhesive

PUNCHED SUPPORT - Natural aluminium - bar lenght 2 cm - pack. 10 PCS

Article	H mm	€/pack.
PKGS 55	55	3,38

EXAMPLE FOR THE LAYING



ISTRUZIONI TECNICHE DI POSA

1. Choose "PROSKIRTING LIST" in the desired finish and height. 2. Fix the punched support to the wall with screws every 50 cm. 3. If expected, laying the low-voltage electric cables like web, computer, telephone and satellite TV. 4. Attach the profile to the support applying low pressure.

INTERNAL and EXTERNAL CORNERS, END CAPS

ANODISED, BRUSHED AND VARNISHED ALUMINIUM

INTERNAL / EXTERNAL CORNER - ANODISED SILVER ALUMINIUM
pack. 5 PCS

Article	H mm	€/pack.
REPCLTAA 80/5	80	52,83

INTERNAL / EXTERNAL CORNER - BRUSHED SILVER ALUMINIUM
pack. 5 PCS

Article	H mm	€/pack.
REPCLTBS 80/5	80	63,39

INTERNAL / EXTERNAL CORNER - VARNISHED ALUMINIUM WHITE
pack. 5 PCS

Article	H mm	€/pack.
REPCLTA 80-01/5	80	63,39

END CAPS - ALL. ANODISED SILVER ALUMINIUM
pack. 4/10 PCS

Article	H mm	€/pack. 4 Pcs	€/pack. 10 Pcs
TPKLTA 80/...	80	35,50	84,53 *

END CAPS - BRUSHED SILVER ALUMINIUM
pack. 4/10 PCS

Article	H mm	€/pack. 4 Pcs	€/pack. 10 Pcs
TPKLTS 80/...	80	42,60	101,43 *

END CAPS - VARNISHED ALUMINIUM WHITE
pack. 4/10 PCS

Article	H mm	€/pack. 4 Pcs	€/pack. 10 Pcs
TPKLTA 80-01/...	80	42,60	101,43 *

Choose the desired packaging.
E.g.: TPKLTA... 80/4 (pack. 4 Pcs)
TPKLTA... 80/10 (pack. 10 Pcs)

End caps
TPKLT... 80



Internal / external
corners
REPCLT... 80




SKIRTING
BOARDS



* = Production on demand with minimum quantity of 100 pcs. Production delay 4/5 weeks. Price to be agreed

Prices are referred to whole packs, 10% increase for minimum orders of 10 pcs, 20% increase for orders of less than 10 pcs.



PROSKIRTING LED is an innovative patented baseboard called "cable duct" in anodized aluminium, with illumination led system incorporated. Conceived and designed to illuminate the passage zone such as corridors and house and office entrances as well. It generates soft and indirect light. Moreover, it solves many other problems such as the laying of the baseboard itself, the passage of the electric cables, the ones for PC, telephone and other plants as well. **PROSKIRTING LED** has been designed with double function and utility: 1- **PROSKIRTING LED** complete PKLEDAA 80 is an inspectional joint baseboard composed of PKGS 66 support for fixing it with screws on the wall and the **PROSKIRTING LED** PKLEDAA 80 at sight profile. 2- **PROSKIRTING LED** PKLEDAA 80 is a at sight baseboard profile to be fixed directly with silicone/ adhesive. It is not an inspectional one like **PROSKIRTING LED** complete, and is available also in auto adhesive version (PKLEDAA 80A).

PROSKIRTING LED

ANODIZED SILVER ALUMINIUM
WITH LED AND POWER SUPPLY BOX



SKIRTING BOARD IN ANOD. SILVER ALU. WITHOUT ADHESIVE.
ADAPTOR LED, LED & FLAT NOT INCLUDED (indicate the article)
thermo packed - bar length 2 lm - pack. 10 Pcs - 20 lm

Article	H mm	€/lm	€/Pc
PKLEDAA 80	80	26,11	52,22

SKIRTING BOARD IN ANOD. SILVER ALUM. WITH ADHESIVE,
ADAPTOR LED, LED & FLAT NOT INCLUDED (indicate the article)
thermo packed - bar length 2 lm - pack. 10 Pcs - 20 lm

Article	H mm	€/lm	€/Pc
PKLEDAA 80A	80	29,23	58,46

Please, specify in your order the code of the FLAT you choose : matt or gloss. Eg.: PKLEDAA 80 + PKGPIAL

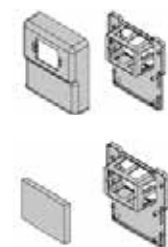
POLYCARBONATE FLAT - bar length 2 lm

Article	€/lm
PKGPIAL	4,98
PKGPIAO	4,98

ADHESIVE FLEXIBLE LED COIL
length 5 lm - pack.1 ROLL

Article	€/lm	€/Pack.
LEDN	21,40	107,00
LEDF	21,40	107,00
LEDC	21,40	107,00

"N" at the end of the product code = neutral light
"F" at the end of the product code = cold light
"C" at the end of the product code = hot light



POWER SUPPLY BOX
SOCKET with FASTENING BASIS

Article	€/Pc
SPA 1820	20,43

LED POWER SUPPLY 75W - 12V

Article	€/Pc
ALL 7512	78,35



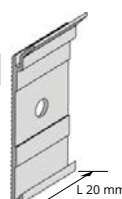
CABLE RACEWAY/ SUPPORT- COEXTRUDED PVC
bar length 2 lm - pack. 20 Pcs - 40 lm

Article	H mm	€/lm	€/Pc
CSPPK 80	70	5,42	10,84

PUNCHED SUPPORT - NATURAL ALUMINIUM
support length 2 cm - pack. 10 Pcs

Article	H mm	€/Pack.
PKGS 66	66	3,38

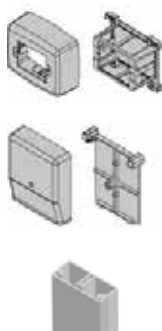
ARTICLES NOT FOR SALE SINGLY



COLOURS



On demand may be realised in other finishes of the colour chart. Contact our customer service for minimum quantity, timing and price.



SWITCH BOX
with BOX BASIS

Article	€/Pc
SI 1410	17,24

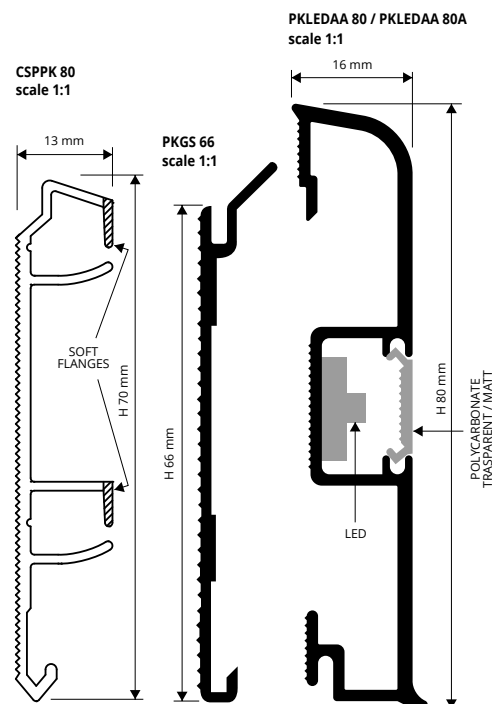
JUNCTION BOX
with FASTENING BASIS

Article	€/Pc
SD 1210	15,32

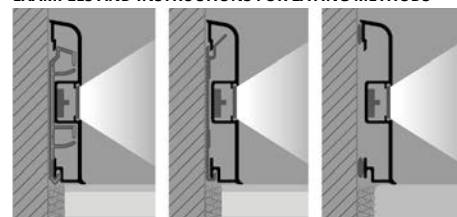
VERTICAL CABLE DUCT PROFILE
bar length 2,7 lm

Article	€/lm
PSPV	11,50

It matches with CSPPK 80.



EXAMPLES AND INSTRUCTIONS FOR LAYING METHODS



1. Fix the support one the wall putting the screws and plugs every 50 cm (recommended). Make a test with "PROSKIRTING LED" in order to value the height and the correct position of supports. 2. Fix in the chosen spaces the socket/ power supply box basis, switch box basis and, eventually, the junction box. 3. Connect 220V supply to power/ transformer unit, and afterwards, connect the "PROSKIRTING LED" bar next to power unit. 4. Connect the pre-applied led bars inside the "PROSKIRTING LED" with the supplied cables/ wires in continuous way. 5. The power supply unit guarantees about 15 lm of led illumination, beyond that distance it is necessary to add another power supply box/socket. When fixing without support, clean the surface carefully so that it's dry and with no grass trace, apply the silicone on the knurled sides of the profile and lay down correctly, pressing uniformly and with no hammering. For the application of "PROSKIRTING LED" with adhesive, we recommend the temperature not below 15°.

CORNERS, END CAPS and JOINTS

VARNISHED PLASTIC SILVER FINISH




PKAGI 80
internal corner



PKAGE 80
external corner



PKGIN 80
joint



PKTDSAA 80/5
end caps

IN/EXTERNAL CORNER - VARNISHED PLASTIC (SILVER FIN.)
pack. 5 Pcs

Article	H x L mm	€/Pack.
PKAGI 80/5	80 X 40	23,49
PKAGE 80/5	80 X 40	23,49

JOINTS - VARNISHED PLASTIC (SILVER FIN.) - pack. 10 Pcs

Article	H mm	€/Pack.
PKGIN 80/10	80	38,16


END CAPS R / L - VARNISHED PLASTIC (SILVER FIN.)
pack. 10 Pcs (5 right and 5 left)

Article	H mm	€/Pack.
PKTDSAA 80/5	80	38,16



* = Production on demand with minimum quantity of 100 Pcs. Production delay 4/5 weeks. Price to be agreed

Prices are referred to whole packs, 10% increase for minimum orders of 10 Pcs, 20% increase for orders of less than 10 Pcs.



PROSKIRTING GILED is an innovative profile in silver anodized aluminum and polished chrome, with 80 and 100 mm height, with a rigid vinyl resin TOP PROFILE, with a 17,5mm exposed surface, available in 9 different marmorised finishes, provided with an integrated LED lighting system generating a soft and indirect light. **PROSKIRTING GILED** can be used instead of the classic skirting board or rotated 180 degrees and installed along the ceiling edges, allowing to cover up to 15mm wide joints. The reflection of the LED light by the aluminum surface of the profile creates a modern atmosphere. **PROSKIRTING GILED** is equipped with all the trim pieces available such as inside and outside corner, joints, end caps and power supply box.

Conceived and designed by the designer Gilberto Toneguzzi.

PROSKIRTING GILED

ANODIZED ALUMINIUM
POLISHED ALUMINIUM



SKIRTING H 80 mm IN ANOD. SILVER, POLI. CHROME ALUM.
TOP PROFILE NOT INCLUDED (indicate the article)
thermo packed - bar length 2 lm - pack. 20 Pcs - 40 lm

Article	H mm	€/lm	€/Pc
PKGLEDAA 80	80	15,86	31,72
PKGLEDBC 80	80	18,04	36,08
PKGLEDAA 80A	80	19,58	39,16
PKGLEDBC 80A	80	21,77	43,54
PKGLEDAA 80F	80	17,72	35,44
PKGLEDBC 80F	80	19,90	39,80

"F" at the end of the product code = Punched Item

USE PROBAND FIX FOR FIXING THE PROFILE TO THE WALL



TOP PROFILE IN PVC - bar length 2 lm

Article	€/lm
TOPPKGL...	3,73

In the order specify the chosen colour of the TOP PROFILE.
E.g. TOPPKGL... (colour gold) TOPPKGLMBO.

Specify the chosen colour of the
PVC TOP PROFILE (see below).

PVC TOP PROFILE COLOURS



On demand may be realised in other finishes of the colour chart. Contact our customer service for minimum quantity, timing and price.

SKIRTING COLOURS



SKIRTING H 100 mm IN ANOD. SILVER, POLI. CHROME ALUM.
TOP PROFILE NOT INCLUDED (indicate the article)
thermo packed - bar length 2 lm - pack. 20 Pcs - 40 lm

Article	H mm	€/lm	€/Pc
PKGLEDAA 100	100	17,41	34,82
PKGLEDBC 100	100	20,83	41,66
PKGLEDAA 100A	100	21,15	42,30
PKGLEDBC 100A	100	24,56	49,12
PKGLEDAA 100F	100	19,29	38,58
PKGLEDBC 100F	100	22,70	45,40

"A" at the end of the product code = Item with adhesive

"F" at the end of the product code = Punched Item

ADHESIVE FLEXIBLE LED COIL

length 5 lm - pack.1 ROLL

Article	€/lm	€/Pack.
LEDN	21,40	107,00
LEDF	21,40	107,00
LEDC	21,40	107,00

"N" at the end of the product code = neutral light

"F" at the end of the product code = cold light

"C" at the end of the product code = hot light


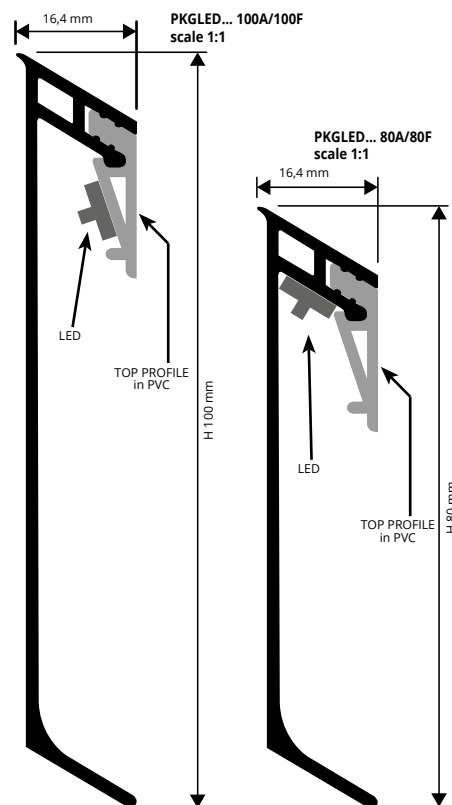
LED ADAPTOR AC/DC 75W - 12V (15 lm)

LED ADAPTOR AC/DC 25W - 12V (5 lm)

Article	€/Pc
ALL 7512	78,35
ALL 2512	53,73

EXAMPLES AND INSTRUCTIONS FOR LAYING METHODS

1. Choose "PROSKIRTING GILED" depending on the desired finish and fixing system; 2. If you are installing the version with adhesive: clean the surface on which the profile is to be laid, ensuring that it is dry. Remove the protective film and place the profile, applying adequate pressure on it. If you are installing the punched version, drill the surface on which the profile is to be laid using a drill with 5mm diameter and insert the 5x 25mm screws. Screw the profile; 3. Connect the 12/24 V adaptor; 4. Fix the LED light to the inclined side of the aluminum profile or to the vinyl resin support and install electrical wiring; 5. Apply the rigid vinyl resin insert to the aluminum profile.



SKIRTING
BOARDS

CORNERS, END CAPS and JOINTS

VARNISHED PLASTIC

FLUSH CORNERS - varnished plastic

IN/EXTERNAL CORNER - FLUSH CORNERS

VARNISHED PLASTIC ANOD. SILVER, POLI. CHROME - pack. 5 Pcs

Article	H x L mm	€/Pack.
REPKGLEDAA 80/5	80 x 10	24,57
RIPKGLEDAA 80/5	80 x 10	24,57
REPKGLEDBC 80/5	80 x 10	34,23
RIPKGLEDBC 80/5	80 x 10	34,23

FLUSH JOINT - VARNISHED PLASTIC ANOD. SILVER, POLI. CHROME
pack. 5 Pcs

Article	H mm	€/Pack.
GIPKGLEDAA 80/5	80	20,53
GIPKGLEDBC 80/5	80	29,53

FLUSH END CAPS R / L - VARNISHED PLASTIC ANOD. SILVER, POLI. CHROME - pack. 6 Pcs (3 right and 3 left)

Article	H mm	€/Pack.
TPKGLEDAA 80/3	80	24,63
TPKGLEDBC 80/3	80	35,43

FLUSH CORNERS - varnished plastic

IN/EXTERNAL CORNER - FLUSH CORNERS

VARNISHED PLASTIC ANOD. SILVER, POLI. CHROME - pack. 5 Pcs

Article	H x L mm	€/Pack.
REPKGLEDAA 100/5	100 x 10	28,01
RIPKGLEDAA 100/5	100 x 10	28,01
REPKGLEDBC 100/5	100 x 10	37,31
RIPKGLEDBC 100/5	100 x 10	37,31

FLUSH JOINT - VARNISHED PLASTIC ANOD. SILVER, POLI. CHROME
pack. 5 Pcs

Article	H mm	€/Pack.
GIPKGLEDAA 100/5	100	23,60
GIPKGLEDBC 100/5	100	33,57

FLUSH END CAPS R / L - VARNISHED PLASTIC ANOD. SILVER, POLI. CHROME - pack. 6 Pcs (3 right and 3 left)

Article	H mm	€/Pack.
TPKGLEDAA 100/3	100	28,33
TPKGLEDBC 100/3	100	40,28

INTERNAL CORNER
RIPKGLED... 80/100



EXTERNAL CORNER
REPKGLED... 80/100



JOINT
GIPKGLED... 80/100



END CAPS
TPKGLED... 80/100



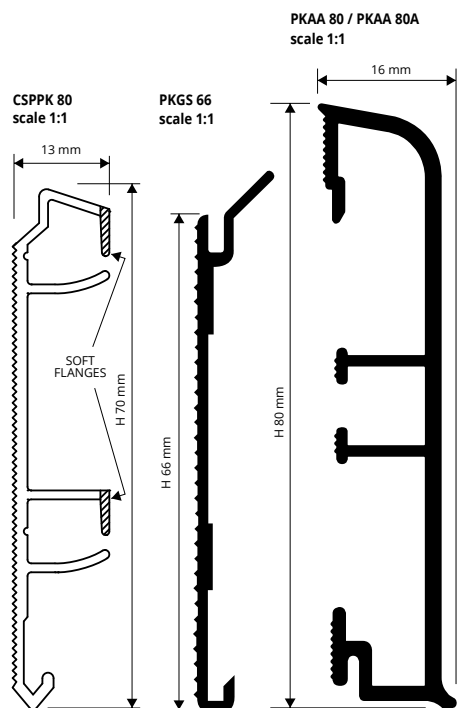
* = Production on demand with minimum quantity of 100 Pcs. Production delay 4/5 weeks. Price to be agreed

Prices are referred to whole packs, 10% increase for minimum orders of 10 Pcs, 20% increase for orders of less than 10 Pcs.

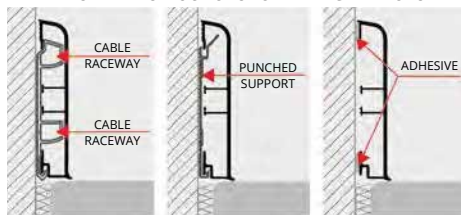
PROSKIRTING

ANODIZED SILVER ALUMINIUM

PROSKIRTING is an innovative patented "cable channel" skirting in anodized aluminium. Studied and designed to resolve various problems related to the installation of skirting and to the laying of electrical, computer and telephone cables and other service systems. **PROSKIRTING** has been designed to offer a dual function: 1- **PROSKIRTING** complete PKAA 80 is a snap-on inspectable skirting consisting of a support PKGS 66 to be screwed to the wall and the visible profile **PROSKIRTING** PKAA 80. 2- **PROSKIRTING** PKAA 80 is the visible skirting profile to be fixed directly with silicone/adhesive. It is not inspectable like **PROSKIRTING** complete; it is also available in a self-adhesive version (PKAA 80A).



EXAMPLES AND INSTRUCTIONS FOR LAYING METHODS



1. Choose the system with or without support 2. Fix the support to the wall with screws and screw anchors at 50 cm intervals (recommended). 3. When laying without support, thoroughly clean the surface ensuring that it is grease-free and dry, apply the silicone on the knurled sides of the profiles and lay correctly by applying pressure evenly over the whole profile without using a hammer. 4. For the "PROSKIRTING" with adhesive, application is recommended at a temperature of at least 15°. Always use the inside/outside corner linking elements and end caps for impeccable, faultless laying.



ONLY SKIRTING (for sale singly) - ANODIZED SILVER ALUMINIUM thermo packed - bar length 2 lm - pack. 10 Pcs - 20 lm

Article	H mm	€/lm	€/Pc
PKAA 80	80	14,51	29,02
PKAA 80A	80	19,08	38,16

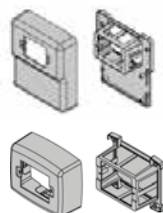
"A" at the end of the product code = Item with adhesive

USE PROBAND FIX FOR FIXING THE PROFILE TO THE WALL



Advantages: profile to be glued. Aesthetically superior thanks to the HI-TECH design with rounded shell-shape top and bottom edges that are easy to clean. PROSKIRTING is made in anodized aluminium with silver finish; the anodizing layer is approx. 15/20 micron. Recommended for indoor and outdoor use thanks to its good anti-oxidation properties.

- Single visible skirting profile, which may be inspectable or fixed.
- Minimum stock investment with just 2 products for three functions.
- Easy to install and clean.
- Patented innovative HI-TECH design.
- Inside-outside corners-end caps and joints varnished in the same finish as the profile.
- The PROSKIRTING profile is antistatic and stops electromagnetic and electrostatic discharge.



POWER SUPPLY BOX
SOCKET with FASTENING BASIS

Article	€/Pc
SPA 1820	20,43

SWITCH BOX
with BOX BASIS

Article	€/Pc
SI 1410	17,24



CABLE RACEWAY/ SUPPORT- COEXTRUDED PVC
bar length 2 lm - pack. 20 Pcs - 40 lm

Article	€/lm	€/Pc
CSPPK 80	5,42	10,84

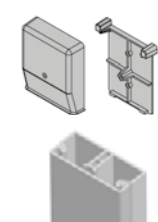

PUNCHED SUPPORT - NATURAL ALUMINIUM
support length 2 cm - pack. 10 Pcs

Article	H mm	€/Pack.
PKGS 66	66	3,38

ARTICLES NOT FOR SALE SINGLY



COLOURS



JUNCTION BOX
with FASTENING BASIS

Article	€/Pc
SD 1210	15,32

VERTICAL CABLE DUCT PROFILE
bar length 2,7 lm

Article	€/lm
PSPV	11,50

It matches with CSPPK 80

CORNERS, END CAPS and JOINTS

VARNISHED PLASTIC SILVER FINISH.



PKAGI 80
internal corner



PKAGE 80
external corner



PKGIN 80
JOINT



PKTDSAA 80/5
end caps

IN/EXTERNAL CORNER - VARNISHED PLASTIC (silver finish.)

pack. 5 Pcs

Article	H x L mm	€/Pack.
PKAGI 80/5	80 x 40	23,49
PKAGE 80/5	80 x 40	23,49

JOINTS - VARNISHED PLASTIC (silver finish.) - pack. 10 Pcs

Article	H mm	€/Pack.
PKGIN 80/10	80	38,16

END CAPS R / L - VARNISHED PLASTIC (silver finish.)

pack. 10 Pcs (5 right and 5 left)

Article	H mm	€/Pack.
PKTDSAA 80/5	80	38,16



PKAGE 80
external corner



PKAGI 80
internal corner



PKGIN 80
joint



PKTDSAA 80/5
end caps

PROSKIRTING 40 is an anodized silver aluminium skirting profile, with a height of 40 mm. It can be fixed directly to the wall with adhesive (non-inspectionable adhesive version PKAA 40A) or to a support (inspectionable version PKAA 40) in punched aluminium, pieces 20 mm long to be fixed to the wall with screws, every about 50 cm.

PROSKIRTING 40

ANODIZED SILVER ALUMINIUM



SKIRTING - SILVER ANODIZED ALUMINIUM thermo packed
bar length 2 lm - pack. 20 Pcs - 40 ml


Article	H mm	€/lm	€/Pc
PKAA 40	40	7,58	15,16
PKAA 40A	40	9,89	19,78

"A" at the end of the product code = Item with adhesive

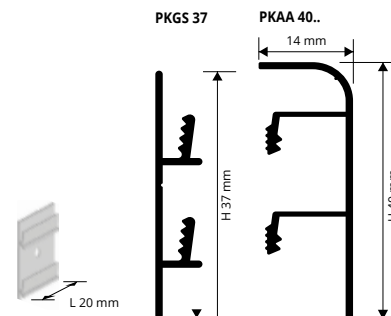
PUNCHED SUPPORT - NATURAL ALUMINIUM
support length 2 cm - pack. 10 Pcs

Article	H mm	€/Pack.	It matches with PKAA 40
PKGS 37	37	3,22	

COLOURS



AA - Anodized silver alum.



CORNERS, END CAPS and JOINTS

VARNISHED PLASTIC (SILVER FINISH)

IN/EXTERNAL CORNERS - VARNISHED PLASTIC (silver finish.)

pack. 5 Pcs

Article	H mm	€/Pack.
PKAGI 40/5	40	23,49
PKAGE 40/5	40	23,49

JOINTS - VARNISHED PLASTIC (silver finish.) - pack. 10 Pcs

Article	H mm	€/Pack.
PKGIN 40/10	40	38,16

END CAPS R / L - VARNISHED PLASTIC (silver finish.) - pack. 10 Pcs (5 right and 5 left)

Article	H mm	€/Pack.
PKTDSAA 40/5	40	38,16



PROSKIRTING SHELL is an innovative aluminum skirting board, with 70mm height, in silver anodized finish. The skirting board can be fixed to the wall with silicone or screwed to 20mm long aluminum punched flanges, that have to be fastened to the wall at 50cm distance from each other. It allows to cover up to 25mm high perimeter edges. Moreover the version with punched flanges allows the housing of low tension electrical cables, such as internet, phone, TV and satellite cables and can be easily inspected. The optional completing pieces, such as inside/outside corners, linking elements and end caps make **PROSKIRTING SHELL** easy to install and guarantee a practical and elegant end result.

PROSKIRTING SHELL

ANODIZED SILVER ALUMINIUM



SKIRTING - ANODIZED SILVER ALUMINIUM thermo packed
bar length 2 lm - pack. 25 Pcs - 50 lm

Article	H mm	€/lm	€/Pc
PKSHAA 70	70	13,94	27,88
PKSHAA 70A	70	18,42	36,84

"A" at the end of the product code = Item with adhesive

USE PROBAND FIX FOR FIXING THE PROFILE TO THE WALL



COLOURS



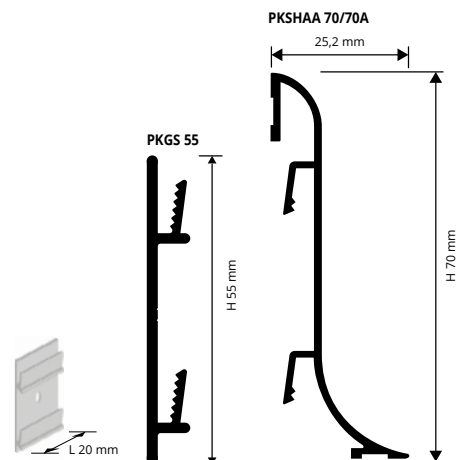
AA - Anodized silver alum.



PUNCHED SUPPORT - NATURAL ALUMINIUM
support length 2 cm - pack. 10 Pcs

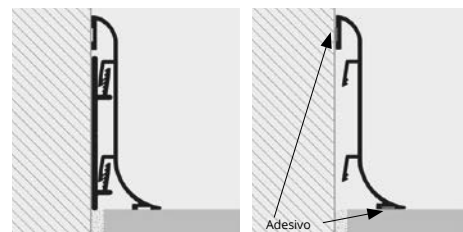
Article	H mm	€/Pack.
PKGS 55	55	3,38

ARTICLES NOT FOR SALE SINGLY



EXAMPLES AND INSTRUCTIONS FOR LAYING METHODS

1. Choose the right version of "PROSKIRTING SHELL" depending on the desired fixing solution; 2. If you want to build low tension electrical cables (e.g. internet, phone, TV and satellite cables) into the profile, fasten the punched flanges to the wall using dowels at 50cm distance from each other; 3. Install electrical wiring and fasten "PROSKIRTING SHELL" to the flanges; 4. If you are installing the version with adhesive, first clean and the surface where the profile will be installed, then apply the silicone once the surface is dry. Remove the protective film and lay the profile, applying adequate pressure on it.



CORNERS, END CAPS and JOINTS

VARNISHED PLASTIC (SILVER FINISH)

EDGE COVER CORNERS

IN/EXTERNAL CORNER - EDGE COVER

VARNISHED PLASTIC (silver finish.) - pack. 5 Pcs

Article	H x L mm	€/Pack.
RIPKSHAA 70/5	70 x 20	19,56
REPKSHAA 70/5	70 x 20	19,56

JOINT - EDGE COVER - VARNISHED PLASTIC (silver finish.)
pack. 5 Pcs

Article	H mm	€/Pack.
GIPKSHAA 70/5	70	19,56

END CAPS R / L - EDGE COVER

VARNISHED PLASTIC (silver finish.) - pack. 6 Pcs (3 right and 3 left)

Article	H mm	€/Pack.
TPKSHAA 70/3	70	23,48

EXTERNAL CORNER REPKSHAA 70 INTERNAL CORNER RIPKSHAA 70 JOINT GIPKSHAA 70 END CAPS TPKSHAA 70



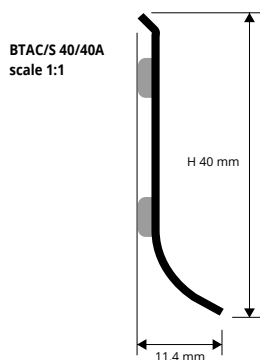




SKIRTING 40

POLISHED AND BRUSHED
STAINLESS STEEL AISI 304/1.4301-V2A

SKIRTING 40 made in stainless steel AISI 304/1.4301-V2A in height 40 mm. Available with or without adhesive. Superior aesthetic quality, extremely strong and easy to lay, it is ideal for all public and private environments that require high standards of hygiene and image. Used increasingly more often in contrast combinations with wood, carpeted floors, etc. for an unmistakable hi-tech effect. In order to facilitate and to perfect the laying process, internal and external angles, plugs and junctions are recommended.



POLISHED STAINLESS STEEL AISI 304/1.4301-V2A
with protective film - bar length 2 lm - pack. 25 Pcs - 50 lm

Article	H mm	€/lm	€/Pc
BTAC 40A	40	10,08	20,14
BTAC 40	40	9,19	18,38

"A" at the end of the product code = Item with adhesive



BRUSHED STAINLESS STEEL AISI 304/1.4301-V2A
with protective film - bar length 2 lm - pack. 25 Pcs - 50 lm

Article	H mm	€/lm	€/Pc
BTACS 40A	40	11,75	23,50
BTACS 40	40	10,73	21,46

"A" at the end of the product code = Item with adhesive

EXAMPLES OF LAYING



SUITABLE FOR USE IN CONTACT WITH FOODSTUFFS

LAYING INSTRUCTIONS

1. Choose the "SKIRTING 40" also choose with or without adhesive.
2. Cut the profile to the required length, taking care to calculate the width of the inside-outside corner joints. 3. For the self-adhesive version, the surface must be smooth, grease-free and not porous. It is not recommended for plaster and mortar surfaces (version without adhesive is better, using fast-setting acrylic silicone which is suitable for fixing aluminium to mortar - plaster, etc.). 4. Use the corner linking elements-joints and right and left end caps to facilitate laying.

USE PROBAND FIX FOR FIXING THE PROFILE TO THE WALL



COLOURS

AC - Polished stainless steel AISI 304/1.4301-V2A	ACS - Brushed stainless steel AISI 304/1.4301-V2A

CORNERS, END CAPS AND JOINTS

STEEL and VARNISHED METAL

EDGE COVER VARNISHED METAL



RIZCT... 40/...
Internal corner



REZCT... 40/...
external corner



GIZCT... 40/...
joint



TPZCT... 40/...
end caps

PRE-WELDED



RI... 40/...
internal corner



RE... 40/...
external corner

VARNISHED METAL - EDGE COVER CORNERS - articles not for sale singly

INTERNAL/EXTERNAL CORNER - EDGE COVER VARNISHED METAL POLISHED STEEL EFFECT

Article	HxL mm	€/pack. 2Pcs	€/pack. 5Pcs
RIZCTAC 40/...	40 x 20	28,00	63,63
REZCTAC 40/...	40 x 20	28,00	63,63

JOINT - EDGE COVER VARNISHED METAL POLISHED STEEL EFFECT

Article	HxL mm	€/pack. 2Pcs	€/pack. 5Pcs
GIZCTAC 40/...	40	27,18	61,76

Choose the desired packaging.
E.g.: RIZCTAC 40/2 (pack. 2 Pcs) - RIZCTAC 40/5 (pack. 5 Pcs)

END CAPS R / L - EDGE COVER - VARNISHED METAL POLISHED STEEL EFFECT - pack. 4Pcs (2 R + 2 L) / 10Pcs (5 R + 5 L)

Article	H mm	€/pack. 4Pcs	€/pack. 10Pcs
TPZCTAC 40/...	40	54,35	123,52

Choose the desired packaging.
E.g.: TPCCTAC 40/2 (pack. 4 Pcs: 2 right + 2 left)
TPCCTAC 40/5 (pack. 10 Pcs: 5 right + 5 left)

INTERNAL/EXTERNAL CORNER - EDGE COVER VARNISHED METAL BRUSHED STAINLESS ST. EFFECT

Article	HxL mm	€/pack. 2Pcs	€/pack. 5Pcs
RIZCTACS 40/...	40 x 20	28,00	63,63
REZCTACS 40/...	40 x 20	28,00	63,63

JOINT - EDGE COVER VARNISHED METAL BRUSHED STAINLESS ST. EFFECT

Article	H mm	€/pack. 2Pcs	€/pack. 5Pcs
GIZCTACS 40/...	40	27,18	61,76

Choose the desired packaging.
E.g.: RIZCTACS 40/2 (pack. 2 Pcs) - RIZCTACS 40/5 (pack. 5 Pcs)

END CAPS R / L - EDGE COVER - VARNISHED METAL BRUSHED STAINLESS ST. EFFECT - pack. 4Pcs (2 R + 2 L) / 10Pcs (5 R + 5 L)

Article	H mm	€/pack. 4Pcs	€/pack. 10Pcs
TPZCTACS 40/...	40	54,35	123,52

Choose the desired packaging.
E.g.: TPCCTACS 40/2 (pack. 4 Pcs: 2 right + 2 left)
TPCCTACS 40/5 (pack. 10 Pcs: 5 right + 5 left)

STEEL AISI 304/1.4301-V2A - FLUSH CORNERS - articles not for sale singly

INTERNAL/EXTERNAL CORNER FLUSH PRE-WELDED - POLISHED STEEL EFFECT

Article	HxL mm	€/pack. 2Pcs	€/pack. 5Pcs
RIAC 40/...	40 x 50	44,54	101,25
REAC 40/...	40 x 50	44,54	101,25

Choose the desired packaging.
E.g.: RIAC 40/2 (pack. 2 Pcs) - RIAC 40/5 (pack. 5 Pcs)

INTERNAL/EXTERNAL CORNER FLUSH PRE-WELDED - BRUSHED STAINLESS STEEL

Article	HxL mm	€/pack. 2Pcs	€/pack. 5Pcs
RIACS 40/...	40 x 50	47,20	107,29
REACS 40/...	40 x 50	47,20	107,29

Choose the desired packaging.
E.g.: RIACS 40/2 (pack. 2 Pcs) - RIACS 40/5 (pack. 5 Pcs)

SKIRTING 40 made in anodized, polished and brushed aluminium in height 40 mm. Available with or without adhesive. Superior aesthetic quality and easy to lay, it is ideal for all public and private environments. Can be used with all types of flooring. In order to facilitate and to perfect the laying process, internal and external angles, plugs and junctions are recommended. Please contact the technical department for informations concerning the skirting bending radius.

SKIRTING 40

ANODIZED, POLISHED, VARNISHED
and BRUSHED ALUMINIUM



ANODIZED SILVER ALUMINIUM thermo packed
bar length 2 lm - pack. 40 Pcs - 80 lm

Article	H mm	€/lm	€/Pc
BTAA 40A	40	8,04	16,08
BTAA 40	40	7,02	14,04

"A" at the end of the product code = Item with adhesive

POLISHED TITANIUM ALUMINIUM thermo packed
bar length 2 lm - pack. 40 Pcs - 80 lm

Article	H mm	€/lm	€/Pc
BTBT 40A	40	11,75	23,50
BTBT 40	40	10,47	20,94

"A" at the end of the product code = Item with adhesive

VARNISHED SEMIGLOSSY AND MATT WHITE ALUMINIUM
thermo packed - bar length 2 lm - pack. 40 Pcs - 80 lm

Article	H mm	€/lm	€/Pc
BTA 40-01A	40	9,65	19,30
BTA 40-01	40	8,43	16,86
BTA 40-010A	40	9,65	19,30
BTA 40-010	40	8,43	16,86

"A" at the end of the product code = Item with adhesive



BRUSHED ALUMINIUM (silver-copper-titanium)
thermo packed - bar length 2 lm - pack. 40 Pcs - 80 lm

Article	H mm	€/lm	€/Pc
BTBS 40A	40	11,75	23,50
BTBS 40	40	10,47	20,94
BTRS 40A	40	13,03	26,06
BTRS 40	40	11,75	23,50
BTTS 40A	40	13,03	26,06
BTTS 40	40	11,75	23,50

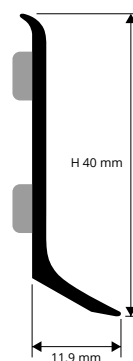
"A" at the end of the product code = Item with adhesive

STONE LINE ALUMINIUM
thermo packed - bar length 2 lm - pack. 40 Pcs - 80 lm

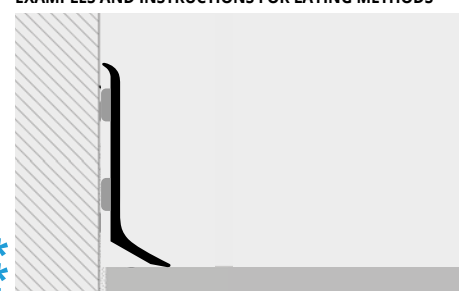
Article	H mm	€/lm	€/Pc
BTA 40-SL01A	40	12,56	25,12
BTA 40-SL01	40	10,95	21,90
BTA 40-SL08A	40	12,56	25,12
BTA 40-SL08	40	10,95	21,90
BTA 40-SL12A	40	12,56	25,12
BTA 40-SL12	40	10,95	21,90

"A" at the end of the product code = Item with adhesive

BT... 40/40A
scale 1:1



EXAMPLES AND INSTRUCTIONS FOR LAYING METHODS



1. Choose the "SKIRTING 40" also choose with or without adhesive.
2. Cut the profile to the required length, taking care to calculate the width of the inside-outside corner joints.
3. For the self-adhesive version, the surface must be smooth, grease-free and not porous. It is not recommended for plaster and mortar surfaces (version without adhesive is better, using fast-setting acrylic silicone which is suitable for fixing aluminium to mortar - plaster, etc.).
4. Use the corner linking elements-joints and right and left end caps to facilitate laying.

(There aren't combinations for the finish alu. RS)

On demand may be realised in other finishes of the colour chart. Contact our customer service for minimum quantity, timing and price.

USE PROBAND FIX FOR FIXING THE PROFILE TO THE WALL



COLOURS

ANODIZED	POLISHED	BRUSHED
AA - Anodized silver alum.	BT - Polished titanium alum.	BS - Brushed silver alum.
		ON DEMAND
		RS - Brushed copper alum.
		TS - Brushed titanium alum.

SEMIGLOSSY	MATT	STONE LINE
01 - White varnished alum. (9016)	010 - White varnished alum. (9016)	SL01 - Stone white
		ON DEMAND
		ON DEMAND
		ON DEMAND
		ON DEMAND
		ON DEMAND
		SL08 - Stone antrdark
		SL12 - Stone black

CORNERS, END CAPS AND JOINTS

VARNISHED METAL and VARNISHED PLASTIC

* Corners, end caps and joints of the on demand profiles are also on demand

INTERNAL/EXTERNAL CORNER - EDGE COVER - VARNISHED METAL, ANODIZED, POLISHED STONE LINE - H 40 MM - L 20 MM

Article	€/pack. 2Pcs	€/pack. 5Pcs
RIZCTAA 40/...	13,50	30,67
REZCTAA 40/...	13,50	30,67
RIZCTBT/BS/TS/RS 40/...	28,00	63,63
REZCTBT/BS/TS/RS 40/...	28,00	63,63
RIZCT01/010 40/...	27,18	61,76
REZCT01/010 40/...	27,18	61,76
RIZCTA 40-SL.../...	35,33	80,29
REZCTA 40-SL.../...	35,33	80,29

Choose the desired packaging.

E.g.: RIZCTAA 40/2 (pack. 2 Pcs) - RIZCTAA 40/5 (pack. 5Pcs)

JOINT - EDGE COVER VARNISHED METAL ANODIZED, POLISHED, STONE LINE

Article	H mm	€/pack. 2pc	€/pack. 5pc
GIZCTAA 40/...	40	13,50	30,67
GIZCTBT/BS/TS/RS 40/...	40	27,18	61,76
GIZCT01/010 40/...	40	27,18	61,76
GIZCTA 40-SL.../...	40	35,33	80,29

END CAPS R / L - EDGE COVER - VARNISHED METAL ANODIZED, POLISHED, STONE LINE - pack. 4Pcs (2 R + 2 L) / 10Pcs (5 R + 5 L)

Article	H mm	€/pack. 4pc	€/pack. 10pc
TPZCTAA 40/...	40	26,98	61,34
TPZCTBT/BS/TS/RS 40/...	40	54,35	123,52
TPZCT01/010 40/...	40	54,35	123,52
TPZCTA 40-SL.../...	40	70,65	160,60

METAL EDGE COVER



PLASTIC EDGE COVER



INTERNAL/EXTERNAL CORNER - EDGE COVER VARNISHED PLASTIC ANODIZED SILVER, POLISHED AND TITANIUM

Article	HxL mm	€/pack. 2Pcs	€/pack. 5Pcs
RICTAA 40/...	40 x 20	8,81	20,04
RECTAA 40/...	40 x 20	8,81	20,04
RICTBT 40/...	40 x 20	13,50	30,67
RECTBT 40/...	40 x 20	13,50	30,67

Choose the desired packaging.

E.g.: RICTAA 40/2 (pack. 2 Pcs) - RICTAA 40/5 (pack. 5 Pcs)

Available on demand aluminium prewelded internal and external flush corners. Finishing: 01 - 010 - AA - BT - BS - RS - TS. Price to be agreed. Production delay 4/5 weeks.

JOINT - EDGE COVER VARNISHED PLASTIC ANODIZED SILVER, POLISHED AND TITANIUM

Article	H mm	€/pack. 2pc	€/pack. 5pc
GICTAA 40/...	40	8,81	20,04
GICTBT 40/...	40	13,50	30,67

END CAPS R / L - EDGE COVER - VARNISHED PLASTIC ANODIZED SILVER, POLISHED AND TITANIUM - pack. 4Pcs (2 R + 2 L) / 10Pcs (5 R + 5 L)

Article	H mm	€/pack. 4pc	€/pack. 10pc
TPCTAA 40/...	40	17,64	40,09
TPCTBT 40/...	40	26,98	61,34

Choose the desired packaging.

E.g.: TPCTAA 40/2 (pack. 4 Pcs: 2 right + 2 left)

*** = Production on demand with minimum quantity of 80 Pcs. Production delay 4/5 weeks. Price to be agreed

* = Production on demand with minimum quantity of 100 Pcs. Production delay 4/5 weeks. Price to be agreed

News 2021

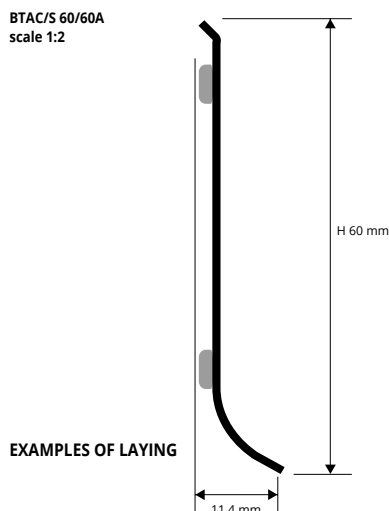
Prices are referred to whole packs, 10% increase for minimum orders of 10 Pcs, 20% increase for orders of less than 10 Pcs.

SKIRTING 60

POLISHED and Brushed
STAINLESS STEEL AISI 304/1.4301-V2A

SKIRTING 60 made in stainless steel AISI 304/1.4301-V2A in height 60 mm. Available with or without adhesive. Superior aesthetic quality, extremely strong and easy to lay, it is ideal for all public and private environments that require high standards of hygiene and image. Used increasingly more often in contrast combinations with wood, carpeted floors, etc. for an unmistakable hi-tech effect. In order to facilitate and to perfect the laying process, internal and external angles, plugs and junctions are recommended.

BTAC/S 60/60A
scale 1:2



POLISHED STAINLESS STEEL AISI 304/1.4301-V2
with protective film - bar length 2 lm - pack. 25 Pcs - 50 lm

Article	H mm	€/lm	€/Pc
BTAC 60A	60	14,89	29,78
BTAC 60	60	12,14	24,28

"A" at the end of the product code = Item with adhesive



Brushed STAINLESS STEEL AISI 304/1.4301-V2A
with protective film - bar length 2 lm - pack. 25 Pcs - 50 lm

Article	H mm	€/lm	€/Pc
BTACS 60A	60	17,61	35,22
BTACS 60	60	15,27	30,54

"A" at the end of the product code = Item with adhesive

SUITABLE FOR USE IN CONTACT WITH FOODSTUFFS

LAYING INSTRUCTIONS

1. Choose the "SKIRTING 60" also choose with or without adhesive. 2. Cut the profile to the required length, taking care to calculate the width of the inside-outside corner joints. 3. For the self-adhesive version, the surface must be smooth, grease-free and not porous. It is not recommended for plaster and mortar surfaces (version without adhesive is better, using fast-setting acrylic silicone which is suitable for fixing aluminium to mortar - plaster, etc.). 4. Use the corner linking elements-joints and right and left end caps to facilitate laying.

COLOURS

	
AC - Polished stainless steel AISI 304/1.4301-V2A	ACS - Brushed stainless steel AISI 304/1.4301-V2A

USE PROBAND FIX FOR FIXING THE PROFILE TO THE WALL



CORNERS, END CAPS AND JOINTS

STEEL and VARNISHED METAL

EDGE COVER VARNISHED METAL



RIZCT... 60/...
internal corner



REZCT... 60/...
external corner



GIZCT... 60/...
joint



TPZCT... 60/...
end caps

PRE-WELDED



RI... 60/...
internal corner



RE... 60/...
external corner

VARNISHED METAL - EDGE COVER CORNERS - articles not for sale singly

INTERNAL/EXTERNAL CORNER - EDGE COVER VARNISHED METAL POLISHED STEEL EFFECT

Article	HxL mm	€/pack. 2Pcs	€/pack. 5Pcs
RIZCTAC 60/...	60 x 20	28,00	63,63
REZCTAC 60/...	60 x 20	28,00	63,63

JOINT - EDGE COVER

VARNISHED METAL POLISHED STEEL EFFECT

Article	H mm	€/pack. 2Pcs	€/pack. 5Pcs
GIZCTAC 60/...	60	27,18	61,76

Choose the desired packaging.

E.g.: RIZCTAC 60/2 (pack. 2 Pcs) - RIZCTAC 60/5 (pack. 5 Pcs)

END CAPS R / L - EDGE COVER - VARNISHED METAL POLISHED STEEL EFFECT - pack. 4Pcs (2 R + 2 L) / 10Pcs (5 R + 5 L)

Article	H mm	€/pack. 4Pcs	€/pack. 10Pcs
TPZCTAC 60/...	60	54,35	123,52

Choose the desired packaging.

E.g.: TPCCTAC 60/2 (pack. 4 Pcs: 2 right + 2 left)
TPCCTAC 60/5 (pack. 10 Pcs: 5 right + 5 left)

INTERNAL/EXTERNAL CORNER - EDGE COVER VARNISHED METAL BRUSHED STAINLESS ST. EFFECT

Article	HxL mm	€/pack. 2Pcs	€/pack. 5Pcs
RIZCTACS 60/...	60 x 20	28,00	63,63
REZCTACS 60/...	60 x 20	28,00	63,63

JOINT - EDGE COVER

VARNISHED METAL BRUSHED STAINLESS ST. EFFECT

Article	H mm	€/pack. 2Pcs	€/pack. 5Pcs
GIZCTACS 60/...	60	27,18	61,76

Choose the desired packaging.

E.g.: RIZCTACS 60/2 (pack. 2 Pcs) - RIZCTACS 60/5 (pack. 5 Pcs)

END CAPS R / L - EDGE COVER - VARNISHED METAL BRUSHED STAINLESS ST. EFFECT - pack. 4Pcs (2 R + 2 L) / 10Pcs (5 R + 5 L)

Article	H mm	€/pack. 4Pcs	€/pack. 10Pcs
TPZCTACS 60/...	60	54,35	123,52

Choose the desired packaging.

E.g.: TPCCTACS 60/2 (pack. 4 Pcs: 2 right + 2 left)
TPCCTACS 60/5 (pack. 10 Pcs: 5 right + 5 left)

STEEL AISI 304/1.4301-V2A - FLUSH CORNERS - articles not for sale singly

INTERNAL/EXTERNAL CORNER FLUSH PRE-WELDED - POLISHED STEEL EFFECT

Article	HxL mm	€/pack. 2Pcs	€/pack. 5Pcs
RIAC 60/...	60 x 50	47,64	108,25
REAC 60/...	60 x 50	47,64	108,25

Choose the desired packaging.

E.g.: RIAC 60/2 (pack. 2 Pcs) - RIAC 60/5 (pack. 5 Pcs)

INTERNAL/EXTERNAL CORNER FLUSH PRE-WELDED - BRUSHED STAINLESS STEEL

Article	HxL mm	€/pack. 2Pcs	€/pack. 5Pcs
RIACS 60/...	60 x 50	50,30	114,29
REACS 60/...	60 x 50	50,30	114,29

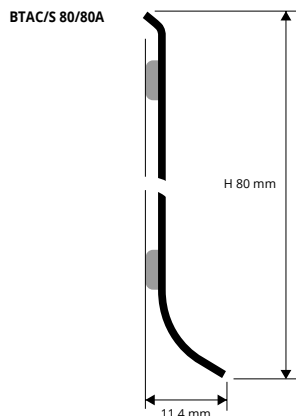
Choose the desired packaging.

E.g.: RIACS 60/2 (pack. 2 Pcs) - RIACS 60/5 (pack. 5 Pcs)

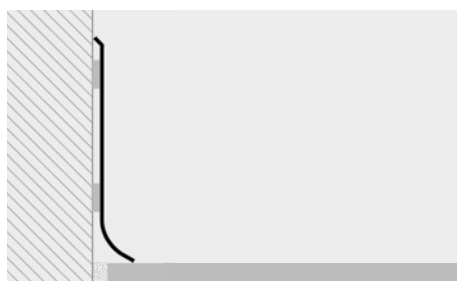
SKIRTING 80

POLISHED AND BRUSHED
STAINLESS STEEL AISI 304/1.4301-V2A

SKIRTING 80 made in stainless steel AISI 304/1.4301-V2A in height 80 mm. Available with or without adhesive. Superior aesthetic quality, extremely strong and easy to lay, it is ideal for all public and private environments that require high standards of hygiene and image. Used increasingly more often in contrast combinations with wood, carpeted floors, etc. for an unmistakable hi-tech effect. In order to facilitate and to perfect the laying process, internal and external angles, plugs and junctions are recommended.



EXAMPLES OF LAYING



POLISHED STAINLESS STEEL AISI 304/1.4301-V2
with protective film - bar length 2 lm - pack. 25 Pcs - 50 lm

Article	H mm	€/lm	€/Pc
BTAC 80A	80	19,30	38,60
BTAC 80	80	17,24	34,48

"A" at the end of the product code = Item with adhesive



Brushed STAINLESS STEEL AISI 304/1.4301-V2A
with protective film - bar length 2 lm - pack. 25 Pcs - 50 lm

Article	H mm	€/lm	€/Pc
BTACS 80A	80	22,04	44,08
BTACS 80	80	20,37	40,74

"A" at the end of the product code = Item with adhesive

SUITABLE FOR USE IN CONTACT WITH FOODSTUFFS

LAYING INSTRUCTIONS

1. Choose the "SKIRTING 80" also choose with or without adhesive. 2. Cut the profile to the required length, taking care to calculate the width of the inside-outside corner joints. 3. For the self-adhesive version, the surface must be smooth, grease-free and not porous. It is not recommended for plaster and mortar surfaces (version without adhesive is better, using fast-setting acrylic silicone which is suitable for fixing aluminium to mortar - plaster, etc.). 4. Use the corner linking elements-joints and right and left end caps to facilitate laying.

COLOURS

	
AC - Polished stainless steel AISI 304/1.4301-V2A	ACS - Brushed stainless steel AISI 304/1.4301-V2A

USE PROBAND FIX FOR FIXING THE PROFILE TO THE WALL




CORNERS, END CAPS AND JOINTS

STEEL and VARNISHED METAL

EDGE COVER VARNISHED METAL



PRE-WELDED



VARNISHED METAL - EDGE COVER CORNERS - articles not for sale singly

INTERNAL/EXTERNAL CORNER - EDGE COVER VARNISHED METAL POLISHED STEEL EFFECT

Article	HxL mm	€/pack. 2Pcs	€/pack. 5Pcs
RIZCTAC 80/...	80 x 20	28,00	63,63
REZCTAC 80/...	80 x 20	28,00	63,63

JOINT - EDGE COVER

VARNISHED METAL POLISHED STEEL EFFECT

Article	H mm	€/pack. 2Pcs	€/pack. 5Pcs
GIZCTAC 80	80	27,18	61,76

Choose the desired packaging.

E.g.: RIZCTAC 80/2 (pack. 2 Pcs) - RIZCTAC 80/5 (pack. 5 Pcs)

END CAPS R / L - EDGE COVER - VARNISHED METAL POLISHED STEEL EFFECT - pack. 4Pcs (2 R + 2 L) / 10Pcs (5 R + 5 L)

Article	H mm	€/pack. 4Pcs	€/pack. 10Pcs
TPZCTAC 80/...	80	54,35	123,52

Choose the desired packaging.

E.g.: TPCCTAC 80/2 (pack. 4 Pcs: 2 right + 2 left)
TPCCTAC 80/5 (pack. 10 Pcs: 5 right + 5 left)

INTERNAL/EXTERNAL CORNER - EDGE COVER VARNISHED METAL BRUSHED STAINLESS ST. EFFECT

Article	HxL mm	€/pack. 2Pcs	€/pack. 5Pcs
RIZCTACS 80/...	80 x 20	28,00	63,63
REZCTACS 80/...	80 x 20	28,00	63,63

JOINT - EDGE COVER

VARNISHED METAL BRUSHED STAINLESS ST. EFFECT

Article	H mm	€/pack. 2Pcs	€/pack. 5Pcs
GIZCTACS 80/...	80	27,18	61,76

Choose the desired packaging.

E.g.: RIZCTACS 80/2 (pack. 2 Pcs) - RIZCTACS 80/5 (pack. 5 Pcs)

END CAPS R / L - EDGE COVER - VARNISHED METAL BRUSHED STAINLESS ST. EFFECT - pack. 4Pcs (2 R + 2 L) / 10Pcs (5 R + 5 L)

Article	H mm	€/pack. 4Pcs	€/pack. 10Pcs
TPZCTACS 80/...	80	54,35	123,52

Choose the desired packaging.

E.g.: TPCCTACS 80/2 (pack. 4 Pcs: 2 right + 2 left)
TPCCTACS 80/5 (pack. 10 Pcs: 5 right + 5 left)

STEEL AISI 304/1.4301-V2A - FLUSH CORNERS - articles not for sale singly

INTERNAL/EXTERNAL CORNER FLUSH PRE-WELDED - POLISHED STEEL EFFECT

Article	HxL mm	€/pack. 2Pcs	€/pack. 5Pcs
RIAC 80/...	80 x 50	53,27	121,05
REAC 80/...	80 x 50	53,27	121,05

Choose the desired packaging.

E.g.: RIAC 80/2 (pack. 2 Pcs) - RIAC 80/5 (pack. 5 Pcs)

INTERNAL/EXTERNAL CORNER FLUSH PRE-WELDED - BRUSHED STAINLESS STEEL

Article	HxL mm	€/pack. 2Pcs	€/pack. 5Pcs
RIACS 80/...	80 x 50	55,92	127,09
REACS 80/...	80 x 50	55,92	127,09

Choose the desired packaging.

E.g.: RIACS 80/2 (pack. 2 Pcs) - RIACS 80/5 (pack. 5 Pcs)

SKIRTING 80 made in anodized, polished and brushed aluminium in height 80 mm. Available with or without adhesive. Superior aesthetic quality and easy to lay, it is ideal for all public and private environments. Can be used with all types of flooring. In order to facilitate and to perfect the laying process, internal and external angles, plugs and junctions are recommended. Please contact the technical department for informations concerning the skirting bending radius.

SKIRTING 80

ANODIZED, POLISHED, VARNISHED
and BRUSHED ALUMINIUM



ANODIZED SILVER ALUMINIUM thermo packed

bar length 2 lm - pack. 25 Pcs - 50 lm

Article	H mm	€/lm	€/Pc
BTAA 80A	80	12,96	25,92
BTAA 80	80	10,97	21,94

POLISHED TITANIUM ALUMINIUM thermo packed

bar length 2 lm - pack. 25 Pcs - 50 lm

Article	H mm	€/lm	€/Pc
BTBT 80A	80	17,77	35,54
BTBT 80	80	15,59	31,18

VARNISHED SEMIGLOSSY AND MATT WHITE ALUMINIUM

thermo packed - bar length 2 lm - pack. 25 Pcs - 50 lm

Article	H mm	€/lm	€/Pc
BTA 80-01A	80	15,55	31,10
BTA 80-01	80	13,19	26,38
BTA 80-01OA	80	15,55	31,10
BTA 80-01O	80	13,19	26,38



BRUSHED ALUMINIUM (silver-copper-titanium)

thermo packed - bar length 2 lm - pack. 25 Pcs - 50 lm

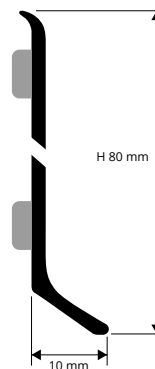
Article	H mm	€/lm	€/Pc
BTBS 80A	80	17,77	35,54
BTBS 80	80	15,59	31,18
BTRS 80A	80	21,46	42,92
BTRS 80	80	19,54	39,08
BTTS 80A	80	21,46	42,92
BTTS 80	80	19,54	39,08

STONE LINE ALUMINIUM

thermo packed - bar length 2 lm - pack. 40 Pcs - 80 lm

Article	H mm	€/lm	€/Pc
BTA 80-SL01A	80	20,21	40,42
BTA 80-SL01	80	17,15	34,30
BTA 80-SL08A	80	20,21	40,42
BTA 80-SL08	80	17,15	34,30
BTA 80-SL12A	80	20,21	40,42
BTA 80-SL12	80	17,15	34,30

BT... 80/80A



EXAMPLES AND INSTRUCTIONS FOR LAYING METHODS



USE PROBAND FIX FOR FIXING THE PROFILE TO THE WALL

COLOURS

ANODIZED	POLISHED	BRUSHED	SEMIGLOSSY	MATT	STONE LINE
AA - Anodized silver alum.	BT - Polished titanium alum.	BS - Brushed silver alum.	RS - Brushed copper alum.	TS - Brushed titanium alum.	01 - White varnished alum. (9016)
					010 - White varnished alum. (9016)
					SL01 - Stone white
					SL08 - Stone antradrack
					SL12 - Stone black
					On demand

CORNERS, END CAPS AND JOINTS

VARNISHED METAL and VARNISHED PLASTIC

* Corners, end caps and joints of the on demand profiles are also on demand

INTERNAL/EXTERNAL CORNER - EDGE COVER - VARNISHED METAL

ANODIZED, POLISHED, STONE LINE - H 80 X L 20

Article	€/pack. 2pc	€/pack. 5pc
RIZCTAA 80/...	13,50	30,67
REZCTAA 80/...	13,50	30,67
RIZCTBT/BS/TS/RS 80/...	28,00	63,63
REZCTBT/BS/TS/RS 80/...	28,00	63,63
RIZCT01/010 80/...	27,18	61,76
REZCT01/010 80/...	27,18	61,76
RIZCTA 80-SL.../...	35,33	80,29
REZCTA 80-SL.../...	35,33	80,29

Choose the desired packaging.

E.g.: RIZCTAA 80/2 (pack. 2 Pcs) - RIZCTAA 80/5 (pack. 5 Pcs)

JOINT - EDGE COVER

VARNISHED METAL ANODIZED, POLISHED, STONE LINE

Article	H mm	€/pack. 2pc	€/pack. 5pc
GIZCTAA 80/...	80	13,50	30,67
GIZCTBT/BS/TS/RS 80/...	80	27,18	61,76
GIZCT01/010 80/...	80	27,18	61,76
GIZCTA 80-SL.../...	80	35,33	80,29

END CAPS R / L - EDGE COVER - VARNISHED METAL ANODIZED, POLISHED, STONE LINE - pack. 4Pcs (2 R + 2 L) / 10Pcs (5 R + 5 L)

Article	H mm	€/pack. 4pc	€/pack. 10pc
TPZCTAA 80/...	80	26,98	61,34
TPZCTBT/BS/TS/RS 80/...	80	54,35	123,52
TPZCT01/010 80/...	80	54,35	123,52
TPZCTA 80-SL.../...	80	70,65	160,60

Choose the desired packaging.

E.g.: TPCCTAA 80/2 (pack. 4 Pcs: 2 right + 2 left)

INTERNAL/EXTERNAL CORNER - EDGE COVER

VARNISHED PLASTIC ANODIZED SILVER, POLISHED AND TITANIUM

Article	HxL mm	€/pack. 2pc	€/pack. 5pc
RICTAA 80/...	80 x 20	8,81	20,04
RECTAA 80/...	80 x 20	8,81	20,04
RICTBT 80/...	80 x 20	13,50	30,67
RECTBT 80/...	80 x 20	13,50	30,67

INTERNAL/EXTERNAL CORNER - FLUSH

VARNISHED PLASTIC ANODIZED SILVER, POLISHED AND TITANIUM

Article	HxL mm	€/pack. 2pc	€/pack. 5pc
RIBAA 80/...	80 x 25	8,81	20,04
REBAA 80/...	80 x 25	8,81	20,04
RIBBT 80/...	80 x 25	13,50	30,67
REBBT 80/...	80 x 25	13,50	30,67

JOINT - EDGE COVER

VARNISHED PLASTIC ANODIZED SILVER, POLISHED AND TITANIUM

Article	H mm	€/pack. 2pc	€/pack. 5pc
GICTAA 80/...	80	8,81	20,04
GICTBT 80/...	80	13,50	30,67

END CAPS R / L - EDGE COVER - VARNISHED PLASTIC ANODIZED SILVER, POLISHED AND TITANIUM - pack. 4Pcs (2 R + 2 L) / 10Pcs (5 R + 5 L)

Article	H mm	€/pack. 4pc	€/pack. 10pc
TPCTAA 80/...	80	17,64	40,09
TPCTBT 80/...	80	26,98	61,34

JOINT - FLUSH

VARNISHED PLASTIC ANODIZED SILVER, POLISHED AND TITANIUM

Article	H mm	€/pack. 2pc	€/pack. 5pc
GIBAA 80/...	80	8,81	20,04
GIBBT 80/...	80	13,50	30,67

END CAPS R / L - FLUSH - VARNISHED PLASTIC ANODIZED SILVER, POLISHED AND TITANIUM - pack. 4Pcs (2 R + 2 L) / 10Pcs (5 R + 5 L)

Article	H mm	€/pack. 4pc	€/pack. 10pc
TPBAA 80/...	80	17,64	40,09
TPBBT 80/...	80	26,98	61,34

Available on demand aluminium prewelded internal and external flush corners. Finishing: 01 - 010 - AA - BT - BS - RS - TS. Price to be agreed. Production delay 4/5 weeks.

METAL EDGE COVER



PLASTIC EDGE COVER



PLASTIC FLUSH



*** = Production on demand with minimum quantity of 80 Pcs. Production delay 4/5 weeks. Price to be agreed

* = Production on demand with minimum quantity of 100 Pcs. Production delay 4/5 weeks. Price to be agreed

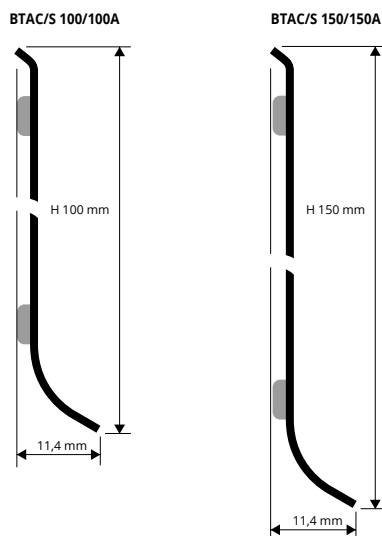
News 2021

Prices are referred to whole packs, 10% increase for minimum orders of 10 Pcs, 20% increase for orders of less than 10 Pcs.

SKIRTING 100 SKIRTING 150

POLISHED AND BRUSHED
STAINLESS STEEL AISI 304/1.4301-V2A

SKIRTING 100 and **SKIRTING 150** made in stainless steel AISI 304/1.4301-V2A in height 100 and 150 mm. Available with or without adhesive. Superior aesthetic quality, extremely strong and easy to lay, it is ideal for all public and private environments that require high standards of hygiene and image. Used increasingly more often in contrast combinations with wood, carpeted floors, etc. for an unmistakable hi-tech effect. In order to facilitate and to perfect the laying process, internal and external angles, plugs and junctions are recommended.



EXAMPLES OF LAYING



POLISHED STAINLESS STEEL AISI 304/1.4301-V2
with protective film - bar length 2 lm - pack. 20 Pcs - 40 lm

Article	H mm	€/lm	€/Pc
BTAC 100A	100	21,46	42,92
BTAC 100	100	19,30	38,60

Brushed STAINLESS STEEL AISI 304/1.4301-V2A
with protective film - bar length 2 lm - pack. 20 Pcs - 40 lm

Article	H mm	€/lm	€/Pc
BTACS 100A	100	23,12	46,24
BTACS 100	100	21,33	42,65

"A" at the end of the product code = Item with adhesive

SUITABLE FOR USE IN CONTACT WITH FOODSTUFFS

LAYING INSTRUCTIONS

1. Choose the "SKIRTING 100 -150" also choose with or without adhesive. 2. Cut the profile to the required length, taking care to calculate the width of the inside-outside corner joints. 3. For the self-adhesive version, the surface must be smooth, grease-free and not porous. It is not recommended for plaster and mortar surfaces (version without adhesive is better, using fast-setting acrylic silicone which is suitable for fixing aluminium to mortar - plaster, etc.). 4. Use the corner linking elements-joints and right and left end caps to facilitate laying.



POLISHED STAINLESS STEEL AISI 304/1.4301-V2
with protective film - bar length 2 lm - pack. 20 Pcs - 40 lm

Article	H mm	€/lm	€/Pc
BTAC 150A	150	30,48	60,96
BTAC 150	150	28,60	57,20

Brushed STAINLESS STEEL AISI 304/1.4301-V2A
with protective film - bar length 2 lm - pack. 20 Pcs - 40 lm

Article	H mm	€/lm	€/Pc
BTACS 150A	150	32,34	64,68
BTACS 150	150	30,10	60,21

"A" at the end of the product code = Item with adhesive

USE PROBAND FIX FOR FIXING THE PROFILE TO THE WALL



COLOURS

AC - Polished stainless steel AISI 304/1.4301-V2A	ACS - Brushed stainless steel AISI 304/1.4301-V2A

CORNERS, END CAPS AND JOINTS

STEEL and VARNISHED METAL

EDGE COVER VARNISHED METAL



RIZCT... 100
internal corner



REZCT... 100
external corner



GIZCT... 100
joint



TPZCT... 100/3
end caps

STEEL PRE-WELDED

RI... 100 / 150
internal corner



RE... 100 / 150
external corner



VARNISHED METAL - EDGE COVER CORNERS H100 - articles not for sale singly

INTERNAL/EXTERNAL CORNER - EDGE COVER VARNISHED METAL POLISHED STEEL EFFECT

Article	HxL mm	€/pack. 2Pcs	€/pack. 5Pcs
RIZCTAC 100/...	100 x 20	28,00	63,63
REZCTAC 100/...	100 x 20	28,00	63,63

JOINT - EDGE COVER

VARNISHED METAL POLISHED STEEL EFFECT

Article	H mm	€/pack. 2Pcs	€/pack. 5Pcs
GIZCTAC 100/...	100	27,18	61,76

Choose the desired packaging.

E.g.: RIZCTAC 100/2 (pack. 2 Pcs) - RIZCTAC 100/5 (pack. 5 Pcs)

END CAPS R / L - EDGE COVER - VARNISHED METAL POLISHED STEEL EFFECT - pack. 4Pcs (2 R + 2 L) / 10Pcs (5 R + 5 L)

Article	H mm	€/pack. 4Pcs	€/pack. 10Pcs
TPZCTAC 100/...	100	54,35	123,52

Choose the desired packaging.

E.g.: TPCCTAC 100/2 (pack. 4 Pcs: 2 right + 2 left)

TPCCTAC 100/5 (pack. 10 Pcs: 5 right + 5 left)

STEEL AISI 304/1.4301-V2A - FLUSH CORNERS H100

articles not for sale singly

INTERNAL/EXTERNAL CORNER - FLUSH PRE-WELDED POLISHED-BRUSHED STAINLESS STEEL EFFECT

Article	HxL mm	€/pack. 2Pcs	€/pack. 5Pcs
RIAC 100/...	100 x 50	58,86	133,79
REAC 100/...	100 x 50	58,86	133,79
RIACS 100/...	100 x 50	61,52	139,83
REACS 100/...	100 x 50	61,52	139,83

Choose the desired packaging.

E.g.: RIAC 100/2 (pack. 2 Pcs) - RIAC 100/5 (pack. 5 Pcs)

INTERNAL/EXTERNAL CORNER - EDGE COVER VARNISHED METAL BRUSHED STAINLESS ST. EFFECT

Article	HxL mm	€/pack. 2Pcs	€/pack. 5Pcs
RIZCTACS 100/...	100 x 20	28,00	63,63
REZCTACS 100/...	100 x 20	28,00	63,63

JOINT - EDGE COVER

VARNISHED METAL BRUSHED STAINLESS ST. EFFECT

Article	H mm	€/pack. 2Pcs	€/pack. 5Pcs
GIZCTACS 100/...	100	27,18	61,76

Choose the desired packaging.

E.g.: RIZCTACS 100/2 (pack. 2 Pcs) - RIZCTACS 100/5 (pack. 5 Pcs)

END CAPS R / L - EDGE COVER - VARNISHED METAL BRUSHED STAINLESS ST. EFFECT - pack. 4Pcs (2 R + 2 L) / 10Pcs (5 R + 5 L)

Article	H mm	€/pack. 4Pcs	€/pack. 10Pcs
TPZCTACS 100/...	100	54,35	123,52

Choose the desired packaging.

E.g.: TPCCTACS 100/2 (pack. 4 Pcs: 2 right + 2 left)

TPCCTACS 100/5 (pack. 10 Pcs: 5 right + 5 left)

STEEL AISI 304/1.4301-V2A - FLUSH CORNERS H150 articles not for sale singly

INTERNAL/EXTERNAL CORNER - FLUSH PRE-WELDED POLISHED-BRUSHED STAINLESS STEEL EFFECT

Article	HxL mm	€/pack. 2Pcs	€/pack. 5Pcs
RIAC 150/...	150 x 50	88,75	201,72
REAC 150/...	150 x 50	88,75	201,72
RIACS 150/...	150 x 50	91,68	208,35
REACS 150/...	150 x 50	91,68	208,35

Choose the desired packaging.

E.g.: RIACS 150/2 (pack. 2 Pcs) - RIACS 150/5 (pack. 5 Pcs)

SKIRTING 100 made in anodized, polished and brushed aluminium in height 100 mm. Available with or without adhesive. Superior aesthetic quality and easy to lay, it is ideal for all public and private environments. Can be used with all types of flooring. In order to facilitate and to perfect the laying process, internal and external angles, plugs and junctions are recommended. Please contact the technical department for informations concerning the skirting bending radius.

SKIRTING 100

ANODIZED, POLISHED, VARNISHED
and BRUSHED ALUMINIUM



ANODIZED SILVER ALUMINIUM thermo packed
bar length 2 lm - pack. 20 Pcs - 40 lm

Article	H mm	€/lm	€/Pc
BTAA 100A	100	16,73	33,46
BTAA 100	100	14,50	29,00

POLISHED TITANIUM ALUMINIUM thermo packed
bar length 2 lm - pack. 20 Pcs - 40 lm

Article	H mm	€/lm	€/Pc
BTBT 100A	100	21,20	42,40
BTBT 100	100	19,03	38,06

VARNISHED SEMIGLOSSY AND MATT WHITE ALUMINIUM
thermo packed - bar length 2 lm - pack. 20 Pcs - 40 lm

Article	H mm	€/lm	€/Pc
BTA 100-01A	100	20,07	40,14
BTA 100-01	100	17,40	34,80
BTA 100-010A	100	20,07	40,14
BTA 100-010	100	17,40	34,80



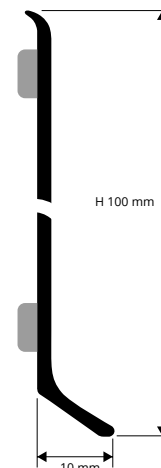
BRUSHED ALUMINIUM (silver-copper-titanium)
thermo packed - bar length 2 lm - pack. 20 Pcs - 40 lm

Article	H mm	€/lm	€/Pc
BTBS 100A	100	21,20	42,40
BTBS 100	100	19,03	38,06
BTRS 100A	100	25,11	50,22
BTRS 100	100	24,08	48,16
BTTS 100A	100	25,11	50,22
BTTS 100	100	24,08	48,16

STONE LINE ALUMINIUM
thermo packed - bar length 2 lm - pack. 40 Pcs - 80 lm

Article	H mm	€/lm	€/pc
BTA 100-SL01A	100	26,08	52,16
BTA 100-SL01	100	22,62	45,24
BTA 100-SL08A	100	26,08	52,16
BTA 100-SL08	100	22,62	45,24
BTA 100-SL12A	100	26,08	52,16
BTA 100-SL12	100	22,62	45,24

BT... 100/100A



EXAMPLES AND INSTRUCTIONS FOR LAYING METHODS



USE PROBAND FIX FOR FIXING THE PROFILE TO THE WALL

COLOURS

ANODIZED	POLISHED	BRUSHED	SEMIGLOSSY	MATT	STONE LINE
AA - Anodized silver alum.	BT - Polished titanium alum.	BS - Brushed silver alum.	RS - Brushed copper alum.	TS - Brushed titanium alum.	O1 - White varnished alum. (9016)
					O10 - White varnished alum. (9016)
					SL01 - Stone white
					SL08 - Stone antradrak
					SL12 - Stone black

CORNERS, END CAPS AND JOINTS

VARNISHED METAL and VARNISHED PLASTIC

* Corners, end caps and joints of the on demand profiles are also on demand

INTERNAL/EXTERNAL CORNER - EDGE COVER - VARNISHED METAL, ANODIZED, POLISHED STONE LINE - H 100 MM - L 20 MM

Article	€/pack. 2Pcs	€/pack. 5Pcs
RIZCTAA 100/...	13,50	30,67
REZCTAA 100/...	13,50	30,67
RIZCTBT/BS/TS/RS 100/...	28,00	63,63
REZCTBT/BS/TS/RS 100/...	28,00	63,63
RIZCT01/010 100/...	27,18	61,76
REZCT01/010 100/...	27,18	61,76
RIZCTA 100-SL.../...	35,33	80,29
REZCTA 100-SL.../...	35,33	80,29

Choose the desired packaging.
E.g.: RIZCTAA 100/2 (pack. 2 Pcs) - RIZCTAA 100/5 (pack. 5Pcs)

JOINT - EDGE COVER

VARNISHED METAL ANODIZED, POLISHED, STONE LINE

Article	H mm	€/pack. 2pc	€/pack. 5pc
GIZCTAA 100/...	100	13,50	30,67
GIZCTBT/BS/TS/RS 100/...	100	27,18	61,76
GIZCT01/010 100/...	100	27,18	61,76
GIZCTA 100-SL.../...	100	35,33	80,29

END CAPS R / L - EDGE COVER - VARNISHED METAL ANODIZED, POLISHED, STONE LINE - pack. 4Pcs (2 R + 2 L) / 10Pcs (5 R + 5 L)

Article	H mm	€/pack. 4pc	€/pack. 10pc
TPZCTAA 100/...	100	26,98	61,34
TPZCTBT/BS/TS/RS 100/...	100	54,35	123,52
TPZCT01/010 100/...	100	54,35	123,52
TPZCTA 100-SL.../...	100	70,65	160,60

JOINT - EDGE COVER

VARNISHED PLASTIC ANODIZED SILVER, POLISHED AND TITANIUM

Article	H mm	€/pack. 2pc	€/pack. 5pc
GICTAA 100/...	100	8,81	20,04
GICTBT 100/...	100	13,50	30,67

END CAPS R / L - EDGE COVER - VARNISHED PLASTIC ANODIZED SILVER, POLISHED AND TITANIUM - pack. 4Pcs (2 R + 2 L) / 10Pcs (5 R + 5 L)

Article	H mm	€/pack. 4pc	€/pack. 10pc
TPCTAA 100/...	100	17,64	40,09
TPCTBT 100/...	100	26,98	61,34

Choose the desired packaging.
E.g.: TPCTAA 100/2 (pack. 4 Pcs: 2 right + 2 left)

METAL EDGE COVER



PLASTIC EDGE COVER



*** = Production on demand with minimum quantity of 80 Pcs. Production delay 4/5 weeks. Price to be agreed

* = Production on demand with minimum quantity of 100 Pcs. Production delay 4/5 weeks. Price to be agreed

News 2021

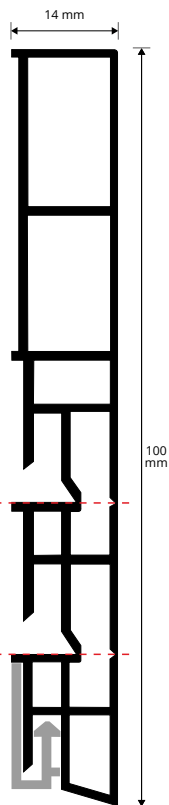
Prices are referred to whole packs, 10% increase for minimum orders of 10 Pcs, 20% increase for orders of less than 10 Pcs.

PROMULTISKIRT SQUARE

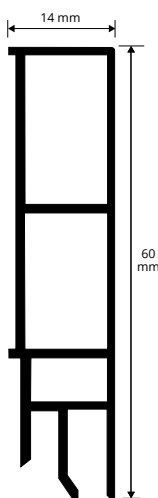
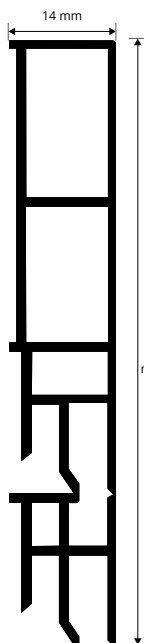
FOAMED VINYL RESIN

PROMULTISKIRT SQUARE is an expanded vinyl resin profile covered with a vinyl resin film available in white, black, silver and wood finishes. The profile has a good resistance to chemical agents and can be secured to the wall with plastic supports fixed with screws or silicone. The skirting height is 100 mm, it can be cut to 80 and 60 mm heights thanks to the pre-incisions on the back. PROMULTISKIRT SQUARE in expanded vinyl resin coated with vinyl resin film is suitable for any indoor environment.

BTEPR... 108614/S
Scale 1:1



BTEPRS 18/100
Scale 1:1



FOAMED VINYL RESIN (wood finishes - black - white and silver)
bar length 2,4 lm - pack 20 Pcs - 48 lm

Article	H mm	€/lm	€/pc
BTEPR... 108614/S	100/80/60	8,39	20,14

Available in the finishes: 29W - 30W - 34W - B - N - AA.
The code of the selected colour must be added to the article code.
E.g.: BTEPR... 108614/S (chosen finish Havana oak) BTEPR34W 108614/S



PATENTED

SUPPORT / FIXING CLIP - PLASTIC
pack 100 Pcs

Article	H mm	€/pack.
BTEPRS 18	16,5	12,08

Order the SUPPORT and choose the SKIRTING in the desired finish.

USE PROBAND FIX FOR FIXING THE PROFILE TO THE WALL



COLOURS

(For a precise assessment of colours request the wood finishes sample range)

29W - White oak	30W - Grey oak	34W - Havana oak	B - White	N - Black	AA - Silver

On request it is possible to realize other finishes of the color range: minimum order 400 pcs. Production delay 4/5 weeks.
Price to be agreed. For sample finishes, contact the sales office for minimum quantities, timing and costs.

LAYING INSTRUCTIONS

1. Choose "PROMULTISKIRT SQUARE" according to the chosen colour. 2. Cut "PROMULTISKIRT SQUARE" to the required length. 3. if necessary cut "PROMULTISKIRT SQUARE" to the required height. * 4. Carefully clean the substrate on which the profile will be placed from oil, grease and dirt residues in general.

Laying with adhesive only:

5a. . With dry surface apply the Proband Fix. 6a. Press the profile against the wall with the correct pressure.


Laying with adhesive and support:

5b. Fix the plastic supports to the wall every 50mm with screws. 6b. Apply Proband Fix only to the back upper part of the skirting board. 7b. Fix the profile to the supports and press it against the wall with correct pressure.

*CUT INSTRUCTIONS



Option 1A: Cut to have the height 80 mm.
Cut along the first pre-incision on the back of the skirting;



Option 1B: Cut to have the height 60 mm.
Cut along the second pre-incision on the back of the skirting;

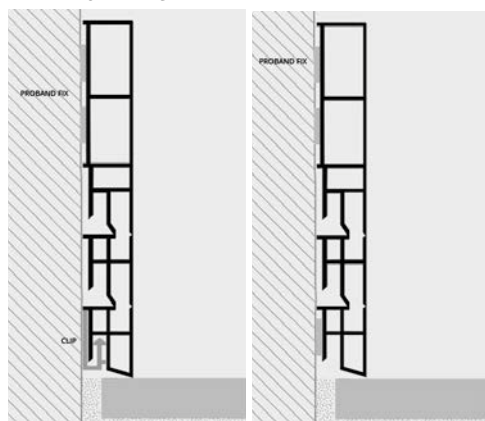


2. Cut the skirting on the front side at the cut previously made on the back;



3. Remove the excess part.

EXAMPLE OF LAYING



CORNERS, END CAPS AND JOINTS

FOAMED VINYL RESIN

INTERNAL CORNER KIT



KIT BTEPR ... 108614/SI

EXTERNAL CORNER KIT



KIT BTEPR ... 108614/SE

IN/EXTERNAL CORNERS and END CAPS KIT
(wood finishes - black - white and silver)

Article	H mm	€/KIT
KBTEPR...108614/SI	100/80/60	15,63
KBTEPR...108614/SE	100/80/60	15,63

Available in the finishes: 29W - 30W - 34W - B - N - AA.
The code of the selected colour must be added to the article code.
E.g.: KBTEPR...108614/S (chosen finish Havana oak) KBTEPR34W 108614/S

PROMULTISKIRT ROUND is an expanded vinyl resin profile covered with a vinyl resin film available in white, black, silver and wood finishes. The profile has a good resistance to chemical agents and can be secured to the wall with plastic supports fixed with screws or silicone. The skirting height is 100 mm, it can be cut to 80 and 60 mm heights thanks to the pre-incisions on the back. PROMULTISKIRT ROUND in expanded vinyl resin coated with vinyl resin film is suitable for any indoor environment.

PROMULTISKIRT ROUND

FOAMED VINYL RESIN

PATENTED



FOAMED VINYL RESIN (wood finishes - black - white and silver)
bar length 2,4 lm - pack. 20 Pcs - 48 lm

Article	H mm	€/lm	€/pc
BTEPR... 108614/R	100/80/60	8,39	20,14

Available in the finishes: 29W - 30W - 34W - B - N - AA.
The code of the selected colour must be added to the article code.
E.g.: BTEPR... 108614/R (chosen finish Havana oak) BTEPR34W 108614/R



SUPPORT / FIXING CLIP - PLASTIC
pack. 100 Pcs

Article	H mm	€/pack.
BTEPRS 18	16,5	12,08

Order the SUPPORT and choose the SKIRTING in the desired finish.

USE PROBAND FIX FOR FIXING THE PROFILE TO THE WALL



COLOURS

(For a precise assessment of colours request the wood finishes sample range)

29W - White oak	30W - Grey oak	34W - Havana oak	B - White	N - Black	AA - Silver

On request it is possible to realize other finishes of the color range: minimum order 400 pcs. Production delay 4/5 weeks.
Price to be agreed. For sample finishes, contact the sales office for minimum quantities, timing and costs.

LAYING INSTRUCTIONS: 1. Cut "PROMULTISKIRT ROUND" according to the chosen colour. 2. Cut "PROMULTISKIRT ROUND" to the required length. 3. if necessary cut "PROMULTISKIRT ROUND" to the required height. * 4. Carefully clean the substrate on which the profile will be placed from oil, grease and dirt residues in general.

Laying with adhesive only:

5a. . With dry surface apply the Proband Fix. 6a. Press the profile against the wall with the correct pressure.

Laying with adhesive and support:

5b. Fix the plastic supports to the wall every 50mm with screws. 6b. Apply Proband Fix only to the back upper part of the skirting board.

7b. Fix the profile to the supports and press it against the wall with correct pressure.



Option 1A: Cut to have the height 80 mm.
Cut along the first pre-incision on the back of the skirting;



Option 1B: Cut to have the height 60 mm.
Cut along the second pre-incision on the back of the skirting;




2. Cut the skirting on the front side at the cut previously made on the back;

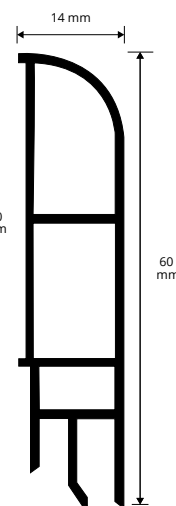
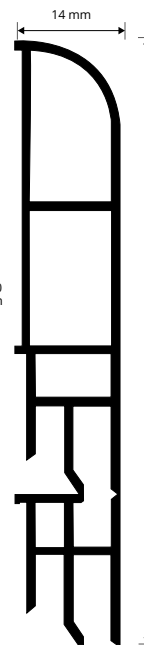


3. Remove the excess part.

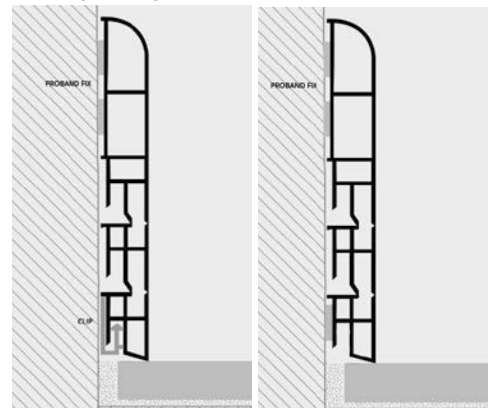
BTEPR... 108614/R
scale 1:1



BTEPRS 18/100
scale 1:1



EXAPLE OF LAYING



SKIRTING
BOARDS

CORNERS, END CAPS AND JOINTS

FOAMED VINYL RESIN

IN/EXTERNAL CORNERS and END CAPS KIT
(wood finishes - black - white and silver)

Article	H mm	€/KIT
KBTEPR...108614/RI	100/80/60	15,63
KBTEPR...108614/RE	100/80/60	15,63

Available in the finishes: 29W - 30W - 34W - B - N - AA.
The code of the selected colour must be added to the article code.
E.g.: KBTEPR...108614/S (chosen finish Havana oak) KBTEPR34W 108614/S

INTERNAL CORNER KIT



KIT BTEPR ...108614/RI

EXTERNAL CORNER KIT

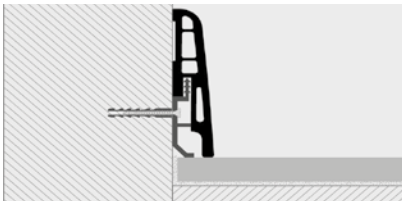
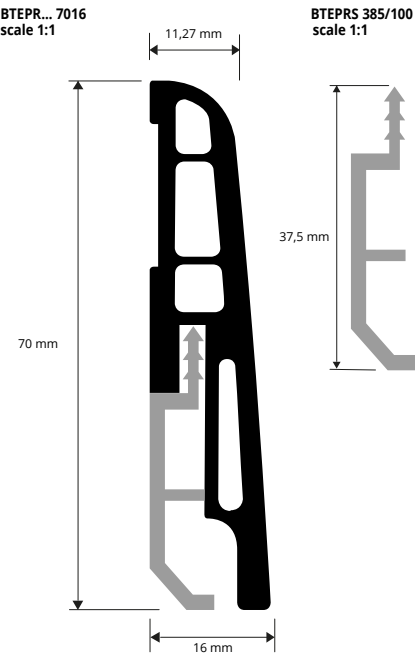


KIT BTEPR ...108614/RE

SKIRTING 7016

FOAMED VINYL RESIN

SKIRTING 7016 is a vinyl resin foam profile with a height of 70 mm. available wooden finishes and finishes in solid colour that could be matched with the PROINSERT SYSTEM's profiles. The profile, suitable like skirting for floating and glued wood floor, laminate and LVT, could be laid with suitable adhesive, nails, screws or using the pre-punched support fixed to the wall with screws every 57 cm. Its special section, that allows to cover a 16 mm perimetral joint, and wide range of finishes make it a very requested, elegant and economic skirting profile.



EXAMPLES AND INSTRUCTIONS FOR LAYING METHODS
1. Choose "Skirting 7016" in the desired finish. 2. Fix the pre-punched support to the wall with screws every 50 cm. 3. Attach the profile to the support applying low pressure. 4. Alternatively fix the profile using a suitable fast adhesive, nails or screws



FOAMED VINYL RESIN (wood finishes - black - white and silver)
Length = 2,5 m - Pack 20 pcs - 50 lm

Article	H mm	€/lm	€/pc
BTEPR... 7016	70	4,42	11,05

USE PROBAND FIX FOR FIXING THE PROFILE TO THE WALL



SUPPORT / FIXING CLIP - PLASTIC
support Length 5 cm

Article	H mm	€/pack.
BTEPRS 385	37,5	12,08

Order the SUPPORT and choose the SKIRTING in the desired finish.

IN/EXTERNAL CORNERS and END CAPS KIT
(wood finishes - black - white and silver)

Article	H mm	€/KIT
KIT BTEPR ...7016I	70	11,13
KIT BTEPR ...7016E	70	11,13



COLOURS

(For a precise assessment of colours request the wood finishes sample range)

04W - Dark oak	05W - Light oak	13W - Teak Indonesia	18W - Light Zerbano	21W - Powder Oak	25W - Bleached fir	29W - White oak	30W - Gray oak	31W - Victoria oak	33W - Sawed oak
34W - Havana oak	35W - Edimburgo oak	36W - American oak	37W - Carvi oak	38W - Queens oak	39W - Grey elm	41W - Ice oak	42W - Grace oak	45W - Morocco oak	46W - Black decap
53W	54W	55W	B - White	N - Black	AA - Silver				

On request it is possible to realize other finishes of the color range: minimum order 400 pcs. Production delay 4/5 weeks. Price to be agreed. For sample finishes, contact the sales office for minimum quantities, timing and costs.



SKIRTING 7011 is a vinyl resin foam profile with a height of 70 mm x 10,5 mm, available in wooden finishes and finishes standard colours that could be matched with the PROINSERT SYSTEM's profiles. Suitable as Basebord for floating and glued wood floor, laminate and LVT, could be laid with suitable adhesive, or else with nails .

SKIRTING 7011

FOAMED VINYL RESIN



FOAMED VINYL RESIN (wood finishes - black - white and silver)
Length = 2,5 m - Pack 20 pcs - 50 lm

Article	H mm	€/lm	€/pc
BTEPR... 7011	70	4,22	10,55



IN/EXTERNAL CORNERS and END CAPS KIT
(wood finishes - black - white and silver)

Article	H mm	€/KIT
KIT BTEPR ...7011I	70	9,89
KIT BTEPR ...7011E	70	9,89

INTERNAL CORNER KIT

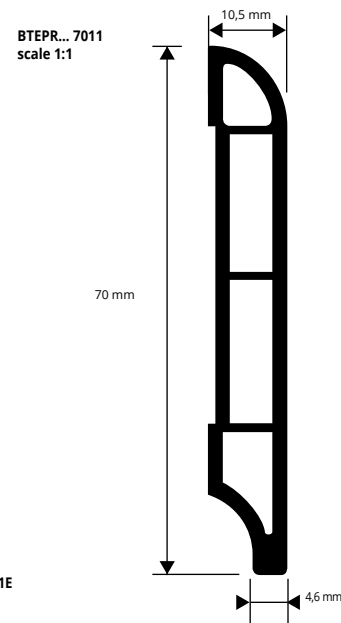
EXTERNAL CORNER KIT



KIT BTEPR...7011I

KIT BTEPR...7011E

USE PROBAND FIX FOR FIXING THE PROFILE TO THE WALL



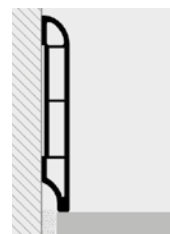
COLOURS

(For a precise assessment of colours request the wood finishes sample range)

05W - Light oak	07W - Light cherry	09W - Red walnut	18W - Light Zebano	21W - Powder Oak	29W - White oak	30W - Gray oak	31W - Victoria oak	32W - Pink oak	34W - Havana oak
35W - Edimburgo oak	37W - Carvi oak	40W - Brown oak	41W - Ice oak	42W - Grace oak	43W - Manhattan oak	44W - Honey oak	46W - Black decap	47W - Black oak	48W - Cork oak
49W - Sand oak	65W - Tripoli	73W - Bangkok	75W - Liotard	B - White	N - Black	AA - Silver			

On request it is possible to realize other finishes of the color range: minimum order 400 pcs. Production delay 4/5 weeks.
Price to be agreed. For sample finishes, contact the sales office for minimum quantities, timing and costs.

EXAMPLES AND INSTRUCTIONS FOR LAYING METHODS



1. Choose the "Skirting 7011" in the required the colour. 2. Lay the "Skirting 7011" using quick-setting suitable adhesive for gluing flexible PVC onto mortar-plaster-accessorised walls, etc. or fix with nails.

SKIRTING 40 is a vinyl resin foam profile with a height of 40 mm x 10 mm, available in wooden finishes and finishes standard colours that could be matched with the PROINSERT SYSTEM's profiles. Suitable as Basebord for floating and glued wood floor, laminate and LVT, could be laid with suitable adhesive, or else with nails .

SKIRTING 40

FOAMED VINYL RESIN



FOAMED VINYL RESIN (wood finishes - black - white and silver)
Length = 2,4 m - Pack. 20 PC - 48 ml

Article	H mm	€/lm	€/pc
BTEPR... 4010	40	4,22	10,55

Available in the finishes: 29W - 30W - 34W - B - N - AA.
The code of the selected colour must be added to the article code.
E.g.: BTEPR... 4010 (chosen finish Havana oak) BTEPR34W 4010

USE PROBAND FIX FOR FIXING THE PROFILE TO THE WALL




IN/EXTERNAL CORNERS and END CAPS KIT
(wood finishes - black - white and silver)

Article	H mm	€/KIT
KIT BTEPR ...4010I	40	6,34
KIT BTEPR ...4010E	40	6,34

INTERNAL CORNER KIT

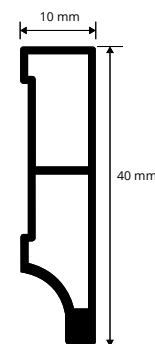
EXTERNAL CORNER KIT



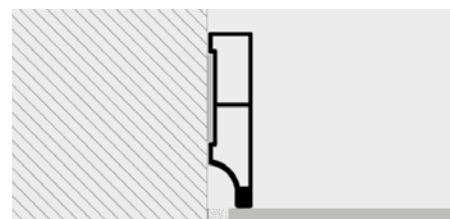
KIT BTEPR...4010I

KIT BTEPR...4010E

BTEPR... 4010
scale 1:1



EXAMPLES AND INSTRUCTIONS FOR LAYING METHODS

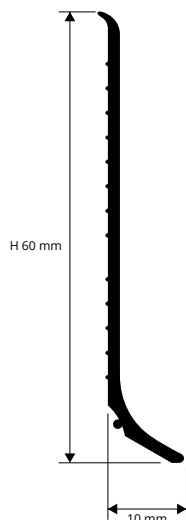


1. Choose the "Skirting 40" in the required the colour. 2. Lay the "Skirting 40" using quick-setting suitable adhesive for gluing flexible PVC onto mortar-plaster-accessorised walls, etc. or fix with nails.

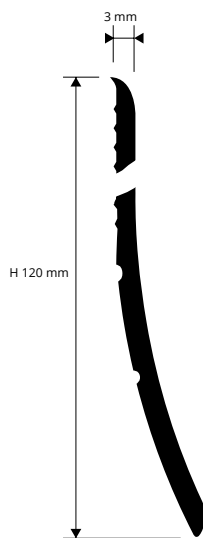
SKIRTING 60 SKIRTING 120

NON-TOXIC FLEXIBLE VINYL RESIN
IN 6 COLOURS

BTPV... 60
scale 1:1



BTPV... 120



ATTENTION: IN ORDER TO USE, LAY AND FIX PROPERLY THIS PRODUCT PLEASE LOOK AT OUR WEBSITE OR APP LAYING / FIXING VIDEO FOR CORRECT INSTALLATION.



PVC FLEXIBLE SKIRTING 60/120 height 60 mm and 120 mm, is a very strong profile ideal for easily achieving special, attractive, superior finishes. Installation recommended with glue or silicone. Easy to install, the shaped edges ensure perfect adhesion to the surface. The projecting rounded flange covers the terminal expansion joint.



NON-TOXIC FLEXIBLE VINYL RESIN

rolls length 50 lm

Article	H mm	€/lm	€/roll
BTPV... 60	60	2,04	102,00
BTPV... 120	120	4,85	242,50

Available in the colours: B - GC - GS - T - M - N.

The code of the selected colour must be added to the article code.
E.g.: BTPV... 60 (chosen finish light gray) BTPVGC 60.

NON-TOXIC FLEXIBLE VINYL RESIN - ADHESIVE

rolls length 50 lm

Article	H mm	€/lm	€/roll
BTPV... 60A	60	3,41	170,50
BTPV... 120A	120	7,72	386,00

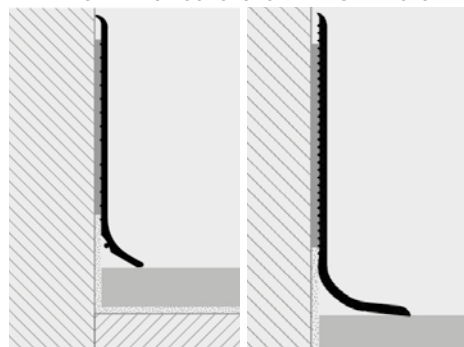
Available in the colours: B - GC - GS - T - M - N.

The code of the selected colour must be added to the article code.
E.g.: BTPV... 60 (chosen finish light gray) BTPVGC 60.

COLOURS

B - White	GC - Light gray	GS - Dark gray	T - Dark brown	M - Brown	N - Black

EXAMPLES AND INSTRUCTIONS FOR LAYING METHODS



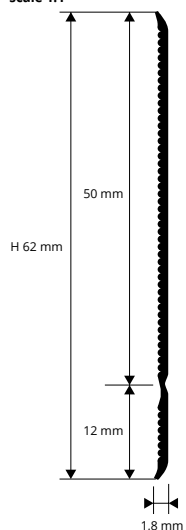
1. Choose the "SKIRTING 60 - 120" of the required height 60/120mm and choose the colour. 2. Lay the "SKIRTING 60 - 120" using an adhesive suitable for gluing flexible PVC onto mortar, plaster, accessorised walls, etc. or fix with screws/nails.

As regards the items with adhesive, the adhesive roll is sold separately (50 lm for H:60), (50 lm for H:120)


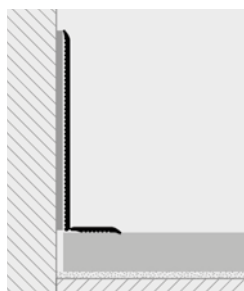
SKIRTING 62F

FLEXIBLE VINYL RESIN
IN 6 COLOURS

BTPF... 62 / BTPF... 62A
scale 1:1



EXAMPLES OF LAYING



LAYING INSTRUCTIONS

1. Choose the colour of the "SKIRTING 62F" board, indicating whether you want it with or without a self-adhesive backing. 2. Cut the "SKIRTING 62F" to length, taking into account the width of the internal and external connections. 3. Self-adhesive skirting is recommended only for surfaces that are perfectly smooth, non-oily and non-porous. On plaster and mortar surfaces, use a non-adhesive version and apply the skirting using quick-setting acrylic silicone suitable for gluing aluminium to mortar, plaster, etc.

ATTENTION: IN ORDER TO USE, LAY AND FIX PROPERLY THIS PRODUCT PLEASE LOOK AT OUR WEBSITE OR APP LAYING / FIXING VIDEO FOR CORRECT INSTALLATION



FLEXIBLE VINYL RESIN

rolls length 50 lm with or without adhesive

Article	H mm	€/lm	€/roll
BTPF... 62	62	1,92	96,00

Available in the colours: B - GC - GS - T - M - N.

The code of the selected colour must be added to the article code.
E.g.: BTPF...62 (chosen finish light gray) BTPFGC 62.

FLEXIBLE VINYL RESIN

rolls length 50 lm with or without adhesive

Article	H mm	€/lm	€/roll
BTPF... 62A	62	3,26	163,00

Available in the colours: B - GC - GS - T - M - N.

The code of the selected colour must be added to the article code.
E.g.: BTPF...62 (chosen finish light gray) BTPFGC 62.

As regards the items with adhesive, the adhesive roll is sold separately (50 lm)

COLOURS

B - White	GC - Light gray	GS - Dark gray
T - Dark brown	M - Brown	N - Black

SKIRTING in PVC foam height 70 mm in 4 semi-matt colours and 8 wood finishes to be matched with the PROINSERT SYSTEM profiles for floating laminated wood floors and traditional parquet floors. Laying is done by gluing (acetic silicone - acrylic-mastic) or using screws or nails. Attractive, strong, hardwearing and economic, it is easy to lay and ideal for many public premises (hospitals, schools, gymnasiums, rest homes and creative areas) and private environments.

SKIRTING

EXPANDED VINYL RESIN



EXPANDED RIGID VINYL RESIN (black - light and dark grey - white)
bar length 2 lm - pack. 60 Pcs - 120 lm

Article	H mm	€/lm	€/Pc	€/Pack.
BTPR... 70	70	1,21	2,42	145,20



EXPANDED RIGID VINYL RESIN (8 wood finishes)
bar length 2 lm - pack. 60 Pcs - 120 lm

Article	H mm	€/lm	€/Pc	€/Pack.
BTPR... 70	70	1,27	2,54	152,40

Available in the wood finishes: B - GC - GS - N - 04W - 05W - 06W - 07W - 08W - 09W - 10W - M.

The code of the selected colour must be added to the article code. E.g.: BTPR... 70 (chosen colour black) BTPRN 70.

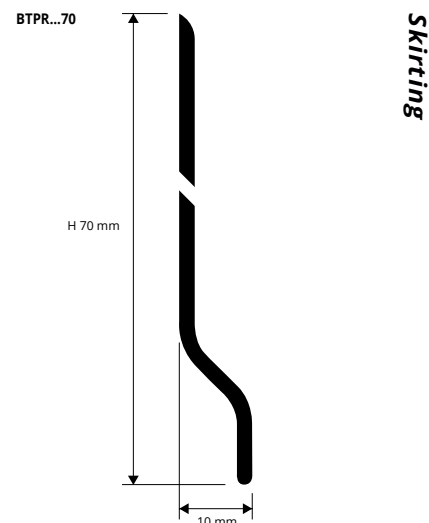
USE PROBAND FIX FOR FIXING THE PROFILE TO THE WALL



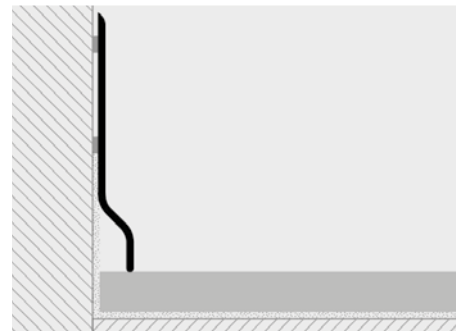
COLOURS

B - White	GC - Light grey	GS - Dark grey	N - Black	04W - Dark beech	05W - Light oak (strip)
06W - Dark oak (walnut)	07W - Light cherry (strip)	08W - Dark cherry (board)	09W - Red walnut (merbau-apple-walnut)	10W - Wengé (panga panga-wengé)	M - Mogano

The shade of the wooden finish in rigid expanded vinyl resin/PVC results slightly different from the film usually applied on the profiles in aluminium.



EXAMPLES AND INSTRUCTIONS FOR LAYING METHODS



1. Choose the "SKIRTING" in the required colour. 2. Lay the "SKIRTING" using quick-setting acrylic silicone, mastic or bostik, suitable for gluing flexible PVC onto mortar-plaster-accessorised walls, etc. or fix with screws/nails.

ANGLE BAR produced in expanded PVC in 4 semi-matt colours and 8 wood finishes used to protect angles. Laying is done by gluing (acetic silicone - acrylic-mastic) or using screws or nails. Attractive, strong, hardwearing and economic, it is easy to lay and ideal for many public premises (hospitals, schools, gymnasiums, rest homes and creative areas) and private environments.

ANGLE BAR

EXPANDED VINYL RESIN



EXPANDED RIGID VINYL RESIN (black - light and dark grey - white)
bar length 2,7 lm - pack. 40 Pcs - 108 lm

Article	L x H mm	€/lm	€/Pc
AGE... 25	25 x 25	1,08	2,92



EXPANDED RIGID VINYL RESIN (8 wood finishes)
bar length 2,7 lm - pack. 40 Pcs - 108 lm

Article	L x H mm	€/lm	€/Pc
AGE... 25	25 x 25	1,11	3,00

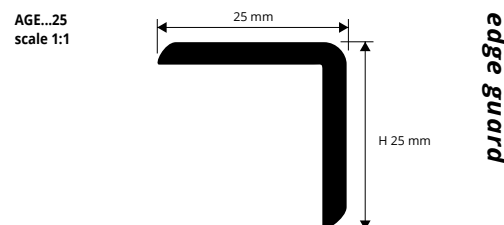
Available in the wood finishes: B - GC - GS - 11 - 04W - 05W - 06W - 07W - 08W - 09W - 10W - M.

The code of the selected colour must be added to the article code. E.g.: AGE... 25 (chosen finish black) AGE11 25.


USE PROBAND FIX FOR FIXING THE PROFILE TO THE WALL



The shade of the wooden finish in rigid expanded vinyl resin/PVC results slightly different from the film usually applied on the profiles in aluminium.



EXAMPLES OF LAYING

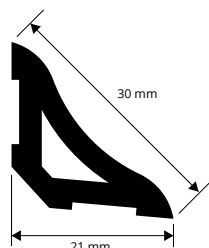


PROSEAL WOOD

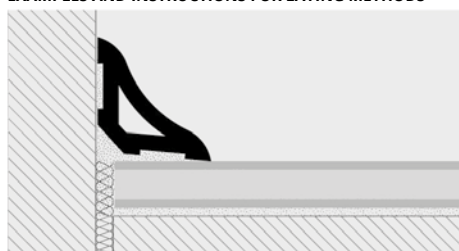
EXPANDED PVC
2 WOOD FINISHING AND 4 MATCHING COLOURS

transition profiles

PSAW... 20
scale 1:1



EXAMPLES AND INSTRUCTIONS FOR LAYING METHODS



1. Choose "PROSEAL WOOD" color and/or wood finish required.
2. The laying must be carried out using fast fixing acrylic silicone, mastic, bostik suitable for gluing PVC with mortar - plaster - wall units etc., or fix using screws/nails.

PROSEAL WOOD is a new inner connector square suitable for creating a concave skirting for wood / rolled-melamine floating wood / ceramic / marble tiles to reduce the floor /covering detachment. The particular material used allows to resist to the main chemical agents ant to small breakages. **PROSEAL WOOD's** dimensions allow the necessary expansion of the outer joint. Ideal for public (schools, rest homes, recreational area) and private places. In expanded PVC , in 2 wood finishes 4 in matching colours to combine with various wood finishes. Easy to lay with fixing silicone.



EXPANDED PVC - 2 WOOD FINISHING

bar length 2,5 lm - pack. 40 Pcs - 100 lm

Article	L x H mm	€/lm	€/Pc
PSAW... 20	21 x 21	0,93	2,33

Available in the wood finishes: 05W - 10W , and colours: B - GC - GS - N.
The code of the selected colour must be added to the article code. E.g.: PSAW...20 (chosen finish black) PSAWN 20.

EXPANDED PVC - 4 COLOURS

bar length 2,5 lm - pack. 40 Pcs - 100 lm

Article	L x H mm	€/lm	€/Pc
PSAW... 20	21 x 21	0,87	2,18

USE PROBAND FIX FOR FIXING THE PROFILE TO THE WALL

COLOURS

B - White	GC - Light gray	GS - Dark gray	N - Black	05W - Light oak (strip)	10W - Wengé (panga panga-wengé)

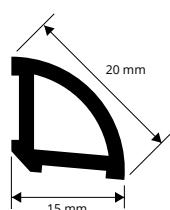
The shade of the wooden finish in rigid expanded vinyl resin/PVC results slightly different from the film usually applied on the profiles in aluminium.

PROANGLE WOOD

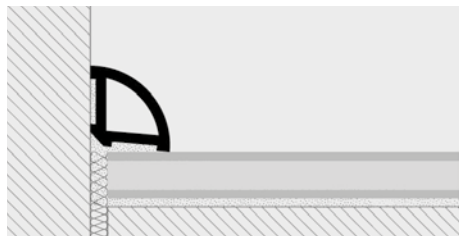
EXPANDED PVC
2 WOOD FINISHING AND 4 MATCHING COLOURS

transition profiles

PGAW... 15
scale 1:1



EXAMPLES AND INSTRUCTIONS FOR LAYING METHODS



1. Choose "PROANGLE WOOD" color and/or wood finish required.
2. The laying must be carried out using fast fixing acrylic silicone, mastic, bostik, suitable for glueing PVC with mortar-plaster-wall units etc., or fix using screws/nails.

PROANGLE WOOD is a new inner connector square suitable for creating a convex skirting for wood / rolled-melamine floating wood / ceramic / marble floor to reduce the floor /covering detachment. The particular material used allows to resist to the main chemical agents and to small breakages. **PROANGLE WOOD's** dimensions allow the necessary expansion of the outer joint. Ideal for public (schools, rest homes, recreational area) and private places. In expanded PVC , in 2 wood finishes 4 in matching colors to combine with various wood finishes. Easy to lay with fixing silicone.



EXPANDED PVC - 2 WOOD FINISHING

bar length 2,5 lm - pack. 40 Pcs - 100 lm

Article	L x H mm	€/lm	€/Pc
PGAW... 15	15 x 15	0,70	1,75

Available in the wood finishes: 05W - 10W , and colours: - GC - GS - N.
The code of the selected colour must be added to the article code. E.g.: PGAW...15 (chosen finish black) PGAWN 15.

EXPANDED PVC - 4 COLOURS

bar length 2,5 lm - pack. 40 Pcs - 100 lm

Article	L x H mm	€/lm	€/Pc
PGAW... 15	15 x 15	0,64	1,60

USE PROBAND FIX FOR FIXING THE PROFILE TO THE WALL

COLOURS

B - White	GC - Light gray	GS - Dark gray	N - Black	05W - Light oak (strip)	10W - Wengé (panga panga-wengé)

The shade of the wooden finish in rigid expanded vinyl resin/PVC results slightly different from the film usually applied on the profiles in aluminium.

SKIRTING COVECAP is a series of flexible co-extruded non-toxic vinyl profiles. **SKIRTING COVECAP** is a **SKIRTING/ SKIRTING** with capping seal used to provide an elegant and functional solution to finish the top of resilient floor covering where it has been covered up to the wall, support floor covering at a wall point and protects the exposed edges. The visible portion of the profiles is rounded and available in white - light grey - dark grey - dark brown - brown and black.

SKIRTING COVECAP

NON-TOXIC FLEXIBLE CO-EXTRUDED VINYL RESIN



NON-TOXIC FLEXIBLE CO-EXTRUDED VINYL RESIN - bar length 2,50 lm
Pack H 60 mm / 40 Pcs - H 80 mm / 30 Pcs - H 100 mm / 20 Pcs

Article	H mm	€/lm	€/Pc	€/Pack.
BTVCC... 60	60	4,60	11,50	184,00
BTVCC... 80	80	4,85	12,13	145,50
BTVCC... 100	100	5,09	12,72	101,80

Available in the colours: B - GC - GS - T - M - N.

The code of the selected colour must be added to the article code.
E.g.: BTVCC... 60 (chosen colour white) BTVCCB 60.

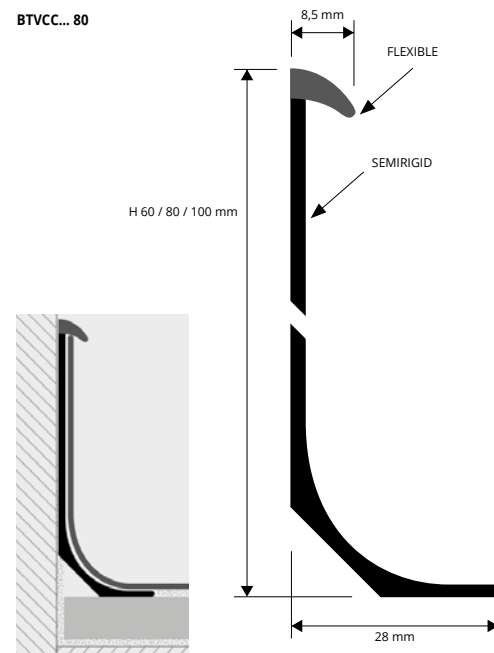
Adhesive version: add the letter A after the article. As regards the items with adhesive, the adhesive roll is sold separately.

EXAMPLES AND INSTRUCTIONS FOR LAYING METHODS

1. Select the "SKIRTING COVECAP" of the desired color and height.
2. Using a utility knife cut the "SKIRTING COVECAP" to the desired length.
3. Apply the proper adhesive or glue/mastic and install the profile

ATTENTION: THE INSTALLATION OF THIS PROFILES IS RECOMMENDED FOR AN EXPERT INSTALLER OF VINYL FLOORINGS

BTVCC... 80



SEMIRIGID




COLOURS - FLEXIBLE PART

B - White	GC - Light gray	GS - Dark gray	T - Dark brown	M - Brown	N - Black

PROCAP is a non-toxic co-extruded flexible vinyl resin profile that in combination with PROSEAL FLEX allows a correct application and finishing of vinyl flooring and carpet along the wall-floor joint. The visible surface of the profile is available in white, light gray, dark gray, dark brown, brown and black. Its ease of application makes it a very practical profile for the finishing of vinyl and carpet flooring

PROCAP S

NON-TOXIC CO-EXTRUDED FLEXIBLE VINYL RESIN



PROCAP S - NON-TOXIC FLEXIBLE CO-EXTRUDED VINYL RESIN
bar length 2,50 - pack. 20 Pcs - 50 lm

Article	H x L mm	€/lm	€/Pc
PRCPS...	31 x 5,3	1,87	4,68


Available in the colours: B - GC - GS - T - M - N.

The code of the selected colour must be added to the article code.
E.g.: PRCPL... (chosen colour white) PRCPLB

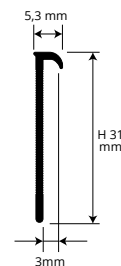
PROSEAL FLEX - FLEXIBLE BLACK NON-TOXIC VINYL RESIN
bar length 2,5 lm - pack. 40 Pcs - 100 lm

Article	L X H mm	€/lm	€/Pc
PSF 15-11	15x15	1,24	3,10
PSF 20-11	20x20	1,50	3,75
PSF 25-11	25x25	1,87	4,68

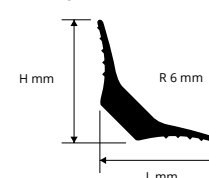
EXAMPLES AND INSTRUCTIONS FOR LAYING METHODS



PRCPS



PSF



1. Choose "PROCAP S" according to height and desired colour.
2. Cut "PROCAP S" to the right length. 3. Apply a suitable adhesive and lay the profile. 4. Lay the desired resilient flooring.

COLOURS

PLAIN PRCPS & EMBOSSED PRCPL		
B - White	GC - Light gray	GS - Dark gray
T - Dark brown	M - Brown	N - Black